



PEERLESS[®]
A **KITO** GROUP COMPANY

TRACTION PRODUCTS & TECHNICAL GUIDE



**DOWNLOAD
THE NEW
TIRE CHAIN
FINDER
APP!**

Details on back



Weatherly #149
27.76-(Traction)
September, 2021
Supersedes #27.76 April 2020

Table of Contents

Passenger Automotive Chains



p20

p21

p22

p23

p24

p26

p26

p27

Light Truck 4WD Chains



p20

p32

p32

p33

p34

p35

p36

SuperSox HD Diamond



p42

Standard



p43

Super/Wide



p44

Ti-Chrome



p45

Reinforced



p46



p48

Industrial/ Snow removal/Grader



p58

p58

p59

p50

p61

Wide Tire 4WD Chains



Super Z

Radial

Dual



Agricultural - Fork Lift/Skid - ATV/Garden



Important Info/Regulations

Size Chart	4-13
Clearance Requirements.....	14-15
Regulations.....	16-17

P. 4 - 17



Passenger

Z-Chain	20
Super Z6.....	21
Z Passenger	22
Radial Chain.....	23
Auto Trac.....	24
Quik Grip.....	26
Quik Grip V-bar	26
SuperSox.....	27

P. 20-27



Light Truck

Z-Chain	30
Super Z8.....	31
Z SUV/LT.....	32
Radial Chain.....	32
Auto Trac.....	33
Quik Grip.....	34
Square Rod Alloy	35
Quik Grip V-Bar	36
Heavy Duty V-Bar.....	37
Wide Base 4X4	38
Mud Service.....	38

P. 30-38

4WD



Commercial Truck

SuperSox.....	42
Diamond Blue	43
Quik Grip Standard	44
Titanium Chrome Alloy	47
Reinforced V-Bar, Stud	48
Super Z HD.....	50
Radial Cable	52
Emergency Chain	54

P. 42-54



OTR / Agricultural / Forestry / Forklift / etc.

Snow Removal.....	58
Agricultural	62
Skid Steer.....	66
Forklift	67
Snow Blower	68
ATV.....	69

P.58-69

Accessories



Cross Chains/Crossmembers.....	72
OTR-parts.....	78
Tensioners	79
Fasteners.....	81
Side Chain	77
Tools	84
Retail-Display	85

P. 72-85

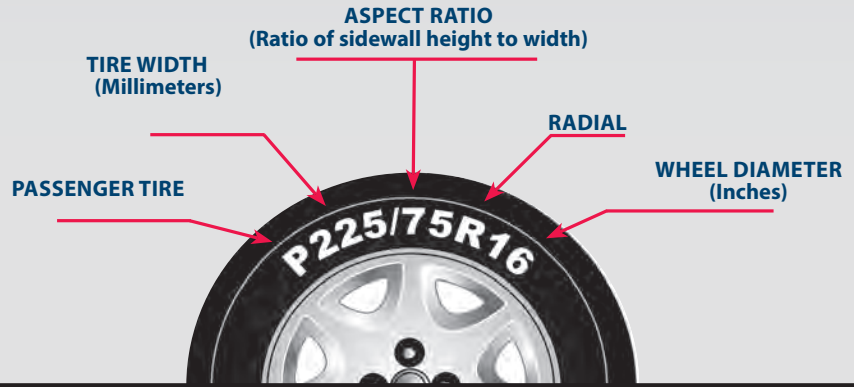
Tire Application Guide



How to read your tire size:

Tire size must be known in order to select a traction product. On most tires the size will look like this:

P225/75R16. This example indicates that the tire is 225mm wide, has an aspect ratio of 75% and is mounted on a wheel that is 16 inches in diameter. All of these numbers are critical in helping to find the correct traction product. The letter "P" (for passenger), "LT" (for light truck) and "R" (for radial) that sometimes appear with these numbers are much less important.



Passenger and light truck applications

For complete, up-to-date listings, see our website at: www.peerlesschain.com

Check your owner's manual for information regarding the use of tire chains! These product applications show the best choice for most tires. Due to variation between tire manufacturers, the best choice for your tire may be different. **To be sure, traction products should be fitted to the tire before actual use is required.** Please refer to your vehicle owner's manual for any product limitations. Product stock numbers shown in **RED BOLD** will meet or exceed S.A.E. Class "S" clearance requirements.

	Tire Size	SUPERSOX	Z-CHAIN®	Z PASSENGER-Z SUV/LT	SUPER Z6®	SUPER Z8®	AUTO-TRAC®	RADIAL CHAIN®	QUIK GRIP®	QG SQ. ROD
6.5	6.50-16C	-	Z-575	-	-	-	-	-	QG2219*	-
7	7.00-16	-	Z-575	ZT729	SZ429	-	-	-	QG2221*	QG2121
	7.00-16LT	-	Z-575	ZT729	SZ429	-	-	-	QG2219*	-
7.5	7.50-16LT	-	Z-579	ZT741	SZ441	-	-	TC2212MM	QG2221*	QG2121
8	8-17.5	-	Z-579	ZT735	SZ435	-	-	-	QG2219*	-
	8-19.5	-	Z-579	ZT747	SZ447	-	-	TC2512MM	QG2214*	-
8.5	8.5-17.5	-	Z-579	ZT735	SZ435	-	-	-	-	-
8.75	8.75-16.5LT	-	Z-575	ZT729	SZ429	-	-	TC2111MM	QG2219*	-
9.5	9.50-16.5LT	-	Z-579	ZT735	SZ435	-	-	TC2212MM	QG2221*	QG2121
	9.5-17.5	-	-	-	-	SZ468	-	-	-	-
10	10.00-15TR	-	-	-	-	SZ486	-	-	-	-
	10-17.5	-	-	-	-	SZ497	-	-	QG2228*	QG2128
29	29x9.50-15LT	-	Z-571	ZT729	SZ429	-	-	TC2111MM	QG2229*	QG2129
	29x12.50-15LT	-	Z-579	ZT735	SZ435	-	-	-	QG3227*	QG3127
30	30x9.50-15LT	-	Z-575	ZT735	SZ435	-	0231905	-	QG2229*	QG2129
31	31x10.50-15LT	-	Z-579	ZT741	SZ441	-	0232105	TC2512MM	QG3210	QG3110
	31x10.50-16.5LT	-	Z-579	ZT741	SZ441	-	-	TC2512MM	QG3227*	QG3127
	31x11.50-15LT	-	Z-579	ZT747	SZ447	-	-	-	QG3227*	QG3127
	31x12.50-15NHS	-	-	-	-	-	-	-	QG3229*	QG3129
	31x13.50-15LT	-	-	ZT747	SZ447	-	-	-	QG3229*	QG3129
	31x15.50-15LT	-	-	ZT751	SZ451	-	-	-	QG3237	-
32	32x10.50-17	-	Z-579	ZT747	SZ447	-	-	-	QG2228*	QG2128
	32x12.50-16.5LT	-	-	-	-	SZ462	-	-	QG3229*	QG3129
33	33x10.50-15LT	-	Z-583	ZT751	SZ451	-	0232605	TC2512MM	QG2228*	QG2128
	33x12.50-16.5LT	-	-	-	-	SZ474	-	-	QG3229*	QG3129
	33x14.50-16.5LT	-	-	-	-	-	-	-	QG3229*	QG3129
35	35x12.50-16.5LT	-	-	-	-	SZ492	-	-	-	QG2126
	35x12.50-17	-	-	-	-	SZ492	-	-	-	-
	35x12.50-18	-	-	-	-	SZ492	-	-	-	-
	35x12.50-20	-	-	-	-	SZ486	-	-	-	-
36	36x12.50-16.5LT	-	-	-	-	SZ492	-	-	QG2226*	QG2126
	36x13.50-15LT	-	-	-	-	SZ486	-	-	QG2226*	QG2126
	36x14.50-16.5LT	-	-	-	-	SZ480	-	-	-	-
37	37x12.50-16.5LT	-	-	-	-	SZ492	-	-	QG2226*	QG2126
38	38x15.50-16.5LT	-	-	-	-	-	-	-	QG3235	-
	38x15.50-20LT	-	-	-	-	-	-	-	QG3235	-
145	145/65-15	-	-	SZ315	SZ115	-	-	SC1014	QG1114	-
155	155/60-15	S14	-	-	-	-	-	SC1014	QG1114	-
	155/80-12	S14	-	-	-	-	-	SC1014	QG1114	-
	155/80-13	-	-	SZ315	SZ115	-	-	SC1014	QG1114	-
175	175/55-15	S18	-	SZ315	SZ115	-	0152005	SC1018	QG1118	-
	175/55-16	-	Z-539	SZ319	SZ119	-	-	-	QG1126	-
	175/65-14	S18	-	SZ319	SZ119	-	0152005	-	QG1118	-
	175/65-15	-	Z-539	SZ319	SZ119	-	0153005	SC1026	QG1126	-
	175/70-13	S18	-	SZ315	SZ115	-	-	-	QG1118	-
	175/70-14	S22	Z-539	SZ319	SZ119	-	0152505	-	QG1126	-
185	185/55-14	S14	-	SZ315	SZ115	-	-	-	QG1118	-
	185/55-15	S18	Z-539	SZ319	SZ119	-	0152505	-	QG1122	-



Passenger & Light Truck Applications

	Tire Size	SUPER SOX	Z-CHAIN®	Z PASSENGER-Z SUV/LT	SUPER Z6®	SUPER Z8®	AUTO-TRAC®	RADIAL CHAIN®	QUIK GRIP®	QG SQ. ROD	
	185/55-16	S30	Z-539	SZ323	SZ123	-	0153005	SC1026	QG1126	-	
	185/60-14	S18	-	SZ319	SZ119	-	0152005	-	QG1122	-	
	185/60-15	S22	Z-539	SZ323	SZ123	-	0153005	SC1026	QG1126	-	
	185/65-14	S22	Z-539	SZ319	SZ119	-	0152505	SC1026	QG1126	-	
	185/65-15	S30	Z-539	SZ323	SZ123	-	0153005	SC1026	QG1126	-	
195	195/50-16	S26	Z-539	SZ323	SZ123	-	0153005	SC1026	-	-	
	195/55-13	S10	-	SZ315	SZ115	-	-	-	-	-	
	195/55-15	S22	Z-539	SZ323	SZ123	-	0153005	-	-	-	
	195/55-16	S30	Z-539	SZ327	SZ129	-	0153505	SC1030	QG1130	-	
	195/60-15	S30	Z-539	SZ327	SZ127	-	0153005	SC1030	QG1130	-	
	195/60-16	S38	Z-547	SZ329	SZ129	-	0153505	SC1030	QG1130	-	
	195/65-14	S30	Z-539	SZ323	SZ123	-	0153005	SC1026	-	-	
	195/65-15	S38	Z-539	SZ329	SZ129	-	0153505	SC1030	QG1130	-	
	195/65-16	S38	Z-547	SZ329	SZ129	-	-	SC1030	QG1130	-	
	195/75-14	S38	Z-547	SZ329	SZ129	-	0153505	SC1030	QG1130	-	
	LT195/75-14	-	Z-555	SZ329	SZ129	-	-	SC1030	QG2209	-	
	195/75-15	S46	Z-555	SZ331	SZ131	-	0154005	SC1034	QG1134	-	
	LT195/75-15	-	-	SZ335	SZ135	-	-	SC1034	QG1134	-	
	205	205/40-18	S30	Z-539	SZ327	SZ127	-	0153505	SC1032	-	-
205/45-16		S26	Z-539	SZ323	SZ123	-	-	-	-	-	
205/45-17		S30	Z-539	SZ327	SZ127	-	0153505	SC1032	-	-	
205/50-16		S30	Z-539	SZ327	SZ127	-	0153005	SC1032	QG1130	-	
205/50-17		S38	Z-547	SZ331	SZ131	-	0154005	SC1032	QG1134	-	
205/55-15		S30	Z-539	SZ327	SZ127	-	0153505	-	QG1126	-	
205/55-16		S34	Z-547	SZ331	SZ131	-	0154005	SC1032	QG1134	-	
205/55-17		S42	Z-555	SZ329	SZ131	-	0154005	SC1034	QG1134	-	
205/60-15		S34	Z-547	SZ331	SZ131	-	0153505	SC1032	QG1130	-	
205/60-16		S42	Z-547	SZ331	SZ131	-	0154005	SC1032	QG1134	-	
205/60-17.5		-	Z-555	SZ335	SZ135	-	-	SC1032	QG1138	-	
205/65-15		S42	Z-547	SZ329	SZ131	-	0154005	SC1032	QG1134	-	
205/65-16		S46	Z-555	SZ335	SZ137	-	0154505	SC1034	QG1138	-	
205/65-17.5		-	Z-563	SZ343	SZ143	-	-	-	-	-	
205/70-14		S38	Z-547	SZ329	SZ129	-	0154005	SC1032	QG1130	-	
205/70-15		S46	Z-547	SZ331	SZ133	-	0154505	SC1034	QG1134	-	
205/70-16		S50	Z-555	SZ335	SZ133	-	0155005	SC1034	QG1138	-	
205/75-14		S42	Z-547	SZ331	SZ131	-	0154005	SC1034	QG1134	-	
205/75-15		S50	Z-555	SZ335	SZ133	-	0155005	SC1034	QG1138	-	
205/75-17.5		-	Z-575	SZ343	SZ429	-	-	TC2111MM	QG2219*	-	
215		215/40-16	S18	Z-539	SZ323	SZ123	-	-	-	-	-
		215/40-17	S30	Z-539	SZ327	SZ127	-	-	SC1032	-	-
		215/40-18	S34	Z-547	SZ331	SZ131	-	0154005	SC1032	QG1130	-
	215/45-15	S18	Z-539	SZ323	SZ123	-	0152005	-	-	-	
	215/45-16	S26	Z-539	SZ323	SZ123	-	0153005	-	-	-	
	215/45-17	S34	Z-547	SZ331	SZ131	-	0154005	SC1032	-	-	
	215/45-18	S42	Z-547	SZ331	SZ131	-	-	SC1032	-	-	
	215/50-15	S26	Z-539	SZ323	SZ123	-	0153005	-	QG1126	-	
	215/50-16	S30	Z-547	SZ331	SZ131	-	-	SC1032	QG1134	-	
	215/50-17	S42	Z-547	SZ331	SZ133	-	0154505	SC1032	QG1134	-	
	215/55-15	S30	Z-539	SZ327	SZ133	-	-	SC1032	QG1130	-	
	215/55-16	S38	Z-547	SZ331	SZ131	-	0154505	SC1032	QG1134	-	
	215/55-17	S46	Z-555	SZ335	SZ137	-	0154505	SC1036	QG1138	-	
	215/55-18	-	Z-571	SZ339	SZ139	-	0155505	SC1038	QG1138	-	
	215/55-20	-	Z-575	ZT735	SZ435	-	-	-	QG3210*	QG3110	
	215/60-16	S42	Z-547	SZ335	SZ135	-	0154505	SC1034	QG1138	-	
	215/60-17	S50	Z-563	SZ339	SZ137	-	0155305	SC1038	QG1138	-	
	215/65-15	S42	Z-555	SZ335	SZ135	-	0154505	SC1034	QG1138	-	
	215/65-16	S46	Z-555	SZ335	SZ135	-	0155005	SC1038	QG1138	-	
	215/65-17	S54	Z-563	SZ339	SZ139	-	0155005	SC1042	QG1142	-	
	215/70-15	S46	Z-555	SZ331	SZ131	-	0154505	SC1038	QG1138	-	
	215/70-16	S54	Z-563	SZ339	SZ139	-	0155505	SC1042	QG1142	-	
	215/70-17	-	Z-571	ZT729	SZ429	-	-	TC2111MM	QG2229*	QG2129	
215/75-15	S54	Z-563	SZ339	SZ139	-	0155005	SC1038	QG1138	-		
LT215/75-15	-	Z-563	SZ339	SZ139	-	-	SC1038	QG1138	-		
215/75-17.5	-	Z-575	ZT729	SZ429	-	-	-	QG2221*	QG2121		
LT215/85-16	-	Z-575	ZT729	SZ429	-	0231705	TC2212MM	QG2219*	-		
225	225/35-19	-	Z-539	SZ323	SZ123	-	0152005	-	-	-	
	225/40-17	S30	Z-539	-	SZ133	-	-	SC1032	-	-	
	225/40-18	S38	Z-547	-	SZ133	-	0154005	SC1036	-	-	
	225/40-19	-	Z-555	SZ339	SZ139	-	0154005	SC1036	-	-	
	225/45-17	S34	Z-547	-	SZ133	-	0154005	SC1034	-	-	

* Indicates tire chain that is available in both CAM and non-CAM version. The most popular version is shown.

Passenger & Light Truck Applications



	Tire Size	SUPER SOX	Z-CHAIN®	Z PASSENGER-Z SUV/LT	SUPER Z6®	SUPER Z8®	AUTO-TRAC®	RADIAL CHAIN®	QUIK GRIP®	QG SQ. ROD
	225/45-18	S42	Z-555	-	SZ139	-	0154505	SC1036	-	-
	225/45-19	-	Z-563	SZ339	SZ139	-	0155505	SC1038	-	-
	225/50-16	S34	Z-547	SZ331	SZ131	-	0154505	SC1036	QG1134	-
	225/50-17	S42	Z-555	SZ335	SZ137	-	0155305	SC1036	QG1134	-
	225/50-18	S50	Z-555	SZ339	SZ139	-	-	SC1036	QG1142	-
	225/55-15	S34	Z-547	-	SZ133	-	0154005	SC1036	-	-
	225/55-16	S42	Z-555	SZ335	SZ137	-	0154705	SC1036	QG1134	-
	225/55-17	S46	Z-555	SZ339	SZ139	-	0155305	SC1038	QG1138	-
	225/55-18	-	Z-563	SZ343	SZ143	-	0155505	TC2111MM	QG2229*	QG2129
	225/55-19	S58	Z-571	ZT729	SZ429	-	0231805	TC2111MM	QG2229*	QG2129
	225/55-20	-	Z-575	ZT735	SZ435	-	-	-	QG3210*	QG3110
	225/60-15	S42	Z-547	SZ331	SZ133	-	0154705	SC1036	QG1134	-
	225/60-16	S46	Z-555	SZ339	SZ139	-	0155305	SC1038	QG1138	-
	225/60-17	S54	Z-563	SZ343	SZ143	-	0155505	SC1040	QG1142	-
	225/60-18	S58	Z-571	ZT729	SZ429	-	0231805	TC2111MM	QG2229*	QG2129
	225/60-19	-	Z-575	ZT735	SZ435	-	-	TC2212MM	QG2221*	QG2121
	225/65-15	S46	Z-555	SZ339	SZ139	-	-	SC1038	QG1138	-
	225/65-16	S54	Z-563	SZ343	SZ137	-	0155505	SC1038	QG1138	-
	225/65-17	S58	Z-571	SZ343	SZ143	-	0155505	SC1042	QG2229*	QG2129
	225/65-18	-	Z-575	ZT735	SZ435	-	-	TC2212MM	QG2221*	QG2121
	225/70-15	S54	Z-563	SZ343	SZ137	-	0155505	SC1038	QG1138	-
	225/70-16	S58	Z-571	SZ343	SZ143	-	0155505	TC2111MM	QG2229*	QG2129
	225/70-17	-	Z-575	ZT729	SZ429	-	-	TC2111MM	QG2219*	-
	225/70-19.5	-	Z-579	ZT741	SZ441	-	0232605	-	QG2221*	QG2121
	225/700-480A	-	-	-	-	-	-	SC1042	-	-
	225/75-15	S54	Z-563	-	SZ139	-	0155305	SC1042	QG1142	-
	225/75-16	S62	Z-571	ZT729	SZ429	-	0231905	TC2111MM	QG2229*	QG2129
	LT225/75-16	-	Z-571	ZT729	SZ429	-	0231805	TC2111MM	QG2229*	QG2129
	225/75-17.5	-	Z-575	ZT735	SZ435	-	-	-	QG2221*	QG2121
	LT225/75-17	-	Z-575	ZT729	SZ429	-	0231705	TC2212MM	QG2221*	QG2121
235	235/35-19	-	-	-	SZ137	-	0154005	-	-	-
	235/40-18	S42	Z-555	-	SZ137	-	0154705	SC1036	-	-
	235/40-19	-	Z-555	SZ339	SZ139	-	0154505	SC1040	-	-
	235/45-17	S42	Z-555	-	SZ137	-	0154505	SC1036	-	-
	235/45-18	S46	Z-555	SZ339	SZ139	-	0155005	SC1040	-	-
	235/45-19	-	Z-563	SZ343	SZ143	-	-	SC1042	-	-
	235/45-20	S58	Z-571	SZ343	SZ143	-	-	SC1042	-	-
	235/50-15	-	Z-547	SZ327	SZ127	-	-	SC1032	-	-
	235/50-16	S42	Z-555	SZ335	SZ137	-	0154505	SC1036	-	-
	235/50-17	S42	Z-555	SZ339	SZ139	-	0155005	SC1040	-	-
	235/50-18	S54	Z-563	SZ343	SZ143	-	0155505	SC1040	-	-
	235/50-19	S58	Z-571	ZT729	SZ429	-	0231805	-	-	-
	235/55-15	S42	Z-555	SZ335	SZ137	-	-	SC1036	-	-
	235/55-16	S42	Z-555	SZ339	SZ139	-	0154705	SC1040	-	-
	235/55-17	S50	Z-563	SZ343	SZ143	-	0155505	SC1040	-	-
	235/55-18	S58	Z-571	ZT729	SZ429	-	0231905	TC2111MM	-	-
	235/55-19	-	Z-575	ZT729	SZ429	-	0232405	TC2111MM	QG2219*	-
	235/55-20	-	Z-575	ZT735	SZ435	-	0232105	-	QG2221*	QG2121
	235/60-15	S42	Z-555	SZ335	SZ135	-	0155005	SC1040	-	-
	235/60-16	S50	Z-563	SZ339	SZ139	-	0155305	SC1040	-	-
	235/60-17	S54	Z-571	SZ343	SZ143	-	0231905	SC1040	-	-
	235/60-18	S58	Z-575	ZT729	SZ429	-	0232405	TC2212MM	QG2229*	QG2129
	235/65-15	-	Z-563	SZ339	SZ139	-	0155505	SC1040	QG2229*	QG2129
	235/65-16	S54	Z-571	SZ343	SZ143	-	0155505	SC1040	-	-
	235/65-17	S58	Z-571	ZT729	SZ429	-	0231805	TC2111MM	QG2229*	QG2129
	235/65-18	S66	Z-575	ZT735	SZ435	-	-	-	QG2229*	QG2129
	235/70-16	S58	Z-571	ZT729	SZ429	-	0231905	TC2111MM	QG2229*	QG2129
	235/70-17	S66	Z-579	ZT735	SZ435	-	0232405	TC2212MM	QG2221*	QG2121
	235/70-19.5	-	Z-579	ZT741	SZ441	-	-	TC2512MM	QG2221*	QG2121
	235/710-460A	-	-	-	-	-	-	SC1042	-	-
	235/75-15	S58	Z-571	ZT729	SZ429	-	0231905	TC2111MM	QG2229*	QG2129
	LT235/75-15	-	Z-571	ZT729	SZ429	-	0231905	TC2111MM	QG2229*	QG2129
	235/75-16	-	Z-575	ZT735	SZ435	-	0231905	TC2212MM	QG2221*	QG2121
	LT235/75-16	-	Z-575	ZT735	SZ435	-	0231905	TC2212MM	QG2221*	QG2121
	235/75-17	-	Z-579	ZT735	SZ435	-	0232105	TC2212MM	QG2221*	QG2121
	235/75-17.5	-	Z-579	ZT741	SZ441	-	0232605	-	QG2228*	QG2128
	LT235/80-17	-	Z-579	ZT747	SZ447	-	0232105	TC2512MM	QG2228*	QG2128
	LT235/85-16	S70	Z-579	ZT741	SZ441	-	0232105	TC2512MM	QG2221*	QG2121
245	245/35-18	S34	Z-555	SZ331	SZ131	-	0154705	SC1036	-	-
	245/35-19	-	Z-555	SZ339	SZ139	-	0154505	SC1036	-	-



Passenger & Light Truck Applications

	Tire Size	SUPER SOX	Z-CHAIN®	Z PASSENGER-Z SUV/LT	SUPER Z6®	SUPER Z8®	AUTO-TRAC®	RADIAL CHAIN®	QUIK GRIP®	QG SQ. ROD
	245/35-20	-	Z-555	SZ339	SZ139	-	0155305	SC1040	-	-
	245/40-17	S34	Z-555	SZ331	SZ131	-	0154705	SC1036	-	-
	245/40-18	S42	Z-555	SZ339	SZ139	-	0155505	SC1036	-	-
	245/40-19	-	Z-555	SZ339	SZ139	-	0155505	SC1040	-	-
	245/40-20	S54	Z-563	SZ343	SZ143	-	-	SC1042	-	-
	245/45-16	S34	Z-547	SZ331	SZ131	-	-	SC1036	-	-
	245/45-17	S42	Z-555	-	SZ137	-	0155005	SC1036	-	-
	245/45-18	S50	Z-563	SZ343	SZ143	-	0155305	SC1040	QG2229*	QG2129
	245/45-19	S54	Z-563	SZ343	SZ143	-	0231805	SC1040	-	-
	245/45-20	S58	Z-575	ZT729	SZ429	-	0231905	-	QG2219*	-
	245/45-22	-	Z-575	ZT741	SZ441	-	0232405	TC2512MM	-	-
	245/50-15	S34	Z-555	SZ331	SZ131	-	-	SC1036	-	-
	245/50-16	S42	Z-555	SZ339	SZ139	-	0155005	SC1040	-	-
	245/50-17	S46	Z-555	SZ339	SZ139	-	0155305	SC1040	-	-
	245/50-18	S54	Z-563	SZ343	SZ143	-	-	SC1040	-	-
	245/50-19	S58	Z-571	ZT729	SZ429	-	-	TC2212MM	QG2229*	QG2129
	245/50-20	-	Z-575	ZT735	SZ435	-	0232405	-	QG2229*	QG2129
	245/55-16	S46	Z-555	-	-	-	-	SC1036	QG2229*	QG2129
	245/55-17	S54	Z-563	SZ343	SZ143	-	-	-	-	-
	245/55-18	S58	Z-563	ZT729	SZ429	-	0231905	TC2212MM	QG2229*	QG2129
	245/55-19	-	Z-575	ZT735	SZ435	-	0232105	-	-	-
	245/60-16	S54	Z-563	SZ343	SZ143	-	-	SC1042	QG2229*	QG2129
	245/60-18	-	Z-575	ZT735	SZ435	-	0232405	-	QG2229*	QG2129
	245/60-20	-	Z-579	ZT741	SZ441	-	0232105	TC2512MM	QG2228*	QG2128
	245/65-16	-	Z-563	SZ343	SZ143	-	-	-	QG2229*	QG2129
	245/65-17	S62	Z-575	ZT735	SZ435	-	0232105	TC2212MM	QG2229*	QG2129
	245/680-460A	-	-	-	-	-	-	SC1042	-	-
	245/70-16	S62	Z-575	ZT735	SZ435	-	0232405	-	QG2221*	QG2121
	245/70-17	S70	Z-575	ZT741	SZ441	-	0232105	TC2212MM	QG2221*	QG2121
	245/70-17.5	-	Z-579	ZT741	SZ441	-	-	TC2212MM	QG2228*	QG2128
	LT245/70-17	-	Z-575	ZT741	SZ441	-	0232105	TC2212MM	QG2221*	QG2121
	245/70-19.5	-	Z-583	ZT751	SZ451	SZ462	0232605	-	QG2228*	QG2128
	245/75-15	S62	Z-575	ZT729	SZ429	-	-	-	QG2229*	QG2129
	245/75-16	S66	-	ZT741	SZ435	-	0232105	TC2512MM	QG2221*	QG2121
	LT245/75-16	-	-	ZT741	SZ435	-	0232105	TC2512MM	QG2221*	QG2121
	245/75-17	-	Z-579	ZT741	SZ441	-	-	TC2512MM	QG2228*	QG2128
	LT245/75-17	-	Z-579	ZT741	SZ441	-	0232105	TC2512MM	QG2228*	QG2128
	245/75-19.5	-	-	-	-	SZ462	-	-	QG2228*	QG2128
255	255/30-19	-	Z-555	SZ335	SZ135	-	0154705	SC1036	-	-
	255/35-18	-	Z-555	SZ335	SZ135	-	0154705	SC1036	-	-
	255/35-19	-	Z-555	SZ343	SZ143	-	0155305	SC1040	-	-
	255/35-20	-	Z-563	SZ343	SZ143	-	-	-	-	-
	255/40-17	-	Z-555	-	SZ137	-	-	SC1036	-	-
	255/40-18	-	Z-555	SZ343	SZ143	-	0155305	-	-	-
	255/40-19	-	Z-563	SZ343	SZ143	-	0155505	SC1042	QG2229*	QG2129
	255/40-20	S58	Z-563	-	-	-	0155005	-	-	-
	255/45-16	-	Z-555	SZ335	SZ135	-	-	SC1036	-	-
	255/45-17	-	Z-555	SZ339	SZ139	-	0155305	SC1040	-	-
	255/45-18	S54	Z-563	SZ343	SZ143	-	0155005	SC1042	QG2229*	QG2129
	255/45-19	S58	Z-575	-	SZ143	-	0155005	SC1042	-	-
	255/45-20	-	Z-575	ZT735	SZ435	-	0232405	-	QG2229*	QG2129
	255/50-16	-	Z-555	SZ343	SZ143	-	0155505	SC1040	-	-
	255/50-17	S54	Z-563	SZ343	SZ143	-	-	SC1042	-	-
	255/50-18	S58	Z-563	SZ343	SZ143	-	-	SC1042	-	-
	255/50-19	S62	Z-575	ZT735	SZ435	-	0232105	-	QG2229*	QG2129
	255/50-20	S66	Z-579	ZT741	SZ441	-	0232605	-	QG3210*	QG3110
	255/50-21	S70	Z-579	ZT747	SZ447	-	-	TC2512MM	QG2228*	QG2128
	255/55-16	S54	Z-563	SZ343	SZ143	-	-	SC1042	-	-
	255/55-17	S58	Z-563	SZ343	SZ143	-	-	SC1042	-	-
	255/55-18	S62	Z-575	ZT735	SZ435	-	0232105	-	QG2229*	QG2129
	255/55-19	S66	Z-579	ZT741	SZ441	-	-	-	QG3210*	QG3110
	255/55-20	-	Z-579	ZT747	SZ447	-	0232605	-	QG2228*	QG2128
	255/60-16	S58	Z-555	SZ343	SZ143	-	-	SC1040	-	-
	255/60-17	S62	Z-571	ZT735	SZ435	-	0232105	-	QG2229*	QG2129
	255/60-18	S66	Z-579	ZT741	SZ441	-	-	-	-	-
	255/60-19	-	Z-579	ZT747	SZ441	-	-	TC2512MM	QG2228*	QG2128
255/65-15	S58	Z-563	SZ343	SZ143	-	-	-	QG2229*	QG2129	
255/65-16	S62	Z-571	ZT735	SZ435	-	0232405	-	QG3210*	QG3110	
255/65-17	-	Z-575	-	SZ441	-	0232105	-	-	-	
255/65-18	-	Z-579	ZT747	SZ441	-	0232605	TC2512MM	QG2228*	QG2128	

* Indicates tire chain that is available in both CAM and non-CAM version. The most popular version is shown.

Passenger & Light Truck Applications



	Tire Size	SUPER SOX	Z-CHAIN®	Z PASSENGER-Z SUV/LT	SUPER Z6®	SUPER Z8®	AUTO-TRAC®	RADIAL CHAIN®	QUIK GRIP®	QG SQ. ROD
	255/65-19	-	Z-579	ZT747	SZ447	-	-	TC2512MM	QG2228*	QG2128
	255/70-14	-	Z-571	ZT729	SZ429	-	-	-	QG2229*	QG2129
	255/70-15	S62	Z-575	ZT735	SZ435	-	0232105	-	QG2229*	QG2129
	255/70-16	S66	Z-575	ZT735	SZ435	-	0232105	-	QG3210*	QG3110
	255/70-17	-	Z-579	ZT747	SZ447	-	0232105	-	QG3227*	QG3127
	255/70-18	-	Z-579	ZT747	SZ447	-	0232805	-	QG2228*	QG2128
	255/70-19.5	-	-	-	-	SZ462	-	-	QG2228*	QG2128
	255/710-460A	-	-	-	-	-	-	SC1042	-	-
	255/75-17	-	Z-579	ZT751	SZ451	-	0232605	TC2512MM	QG2228*	QG2128
	LT255/75-17	-	Z-583	ZT751	SZ451	-	0232605	TC2512MM	QG2228*	QG2128
265	265/35-18	-	Z-555	SZ339	SZ139	-	0155305	SC1036	-	-
	265/35-19	-	-	SZ343	SZ143	-	-	-	-	-
	265/40-18	S46	Z-555	SZ343	SZ143	-	0155505	SC1036	-	-
	265/40-20	S58	Z-571	ZT729	SZ429	-	-	-	-	-
	265/40-22	-	Z-579	ZT741	SZ441	-	0232105	-	QG2228*	QG2128
	265/45-18	-	Z-571	ZT729	SZ429	-	-	-	-	-
	265/45-20	S66	Z-579	SZ441	ZT741	-	0232105	-	-	-
	265/45-21	-	Z-575	ZT735	SZ435	-	-	-	QG3210*	-
	265/50-15	-	Z-555	SZ339	SZ139	-	0155305	-	QG2229*	QG2129
	265/50-16	-	Z-555	SZ343	SZ143	-	-	-	QG2229*	QG2129
	265/50-19	-	Z-579	ZT741	SZ441	-	0232105	-	-	-
	265/50-20	S70	Z-579	ZT747	SZ447	-	0232605	-	-	-
	265/55-17	S58	Z-575	ZT735	SZ435	-	-	-	QG2229*	QG2129
	265/55-18	S66	Z-575	ZT735	SZ435	-	-	-	-	-
	265/60-16	S58	Z-571	ZT729	SZ429	-	-	-	QG2229*	QG2129
	265/60-17	S66	Z-575	ZT735	SZ435	-	-	-	QG2229*	QG2129
	265/60-18	S70	Z-579	ZT741	SZ441	-	0232105	-	QG3210*	QG3110
	265/60-20	-	Z-579	ZT751	SZ451	-	-	TC2512MM	QG2228*	QG2128
	LT265/60-20	-	Z-579	ZT751	SZ451	-	-	TC2512MM	QG2228*	QG2128
	265/65-15	S58	Z-571	ZT729	SZ429	-	-	-	QG2229*	QG2129
	265/65-16	-	Z-575	ZT735	SZ435	-	0232405	-	QG3210*	QG3110
	265/65-17	S70	Z-579	ZT741	SZ441	-	0232105	-	QG3210*	QG2128
	265/65-18	-	Z-579	ZT747	SZ447	-	0232605	-	QG2228*	QG2128
	LT265/70-15	-	Z-575	ZT735	SZ435	-	0232105	-	QG2229*	QG2129
	265/70-16	S70	Z-579	ZT741	SZ441	-	0232105	-	QG3210*	QG3110
	LT265/70-16	-	Z-579	ZT741	SZ441	-	0232105	-	QG3210*	QG3110
	265/70-17	S70	Z-579	ZT747	SZ447	-	0232605	TC2512MM	QG2228*	QG2128
	LT265/70-17	-	Z-579	ZT747	SZ447	-	0232605	TC2512MM	QG2228*	QG2128
	265/70-18	-	Z-583	ZT751	SZ451	-	0232805	-	QG2228*	QG2128
	LT265/70-18	-	Z-583	ZT751	SZ451	-	0232805	-	QG2228*	QG2128
	265/70-19.5	-	Z-583	-	-	SZ468	0232805	-	-	-
	265/75-15	-	Z-575	ZT741	SZ441	-	0232605	-	QG2228*	QG2128
	LT265/75-15	-	Z-575	ZT741	SZ441	-	0232605	-	QG2228*	QG2128
	265/75-16	S70	Z-579	ZT747	SZ447	-	0232605	TC2512MM	QG2228*	QG2128
	LT265/75-16	-	Z-579	ZT747	SZ447	-	0232605	TC2512MM	QG2228*	QG2128
	LT265/75-17	-	Z-583	ZT751	SZ451	-	-	-	QG2228*	QG2128
	265/75-19.5	-	Z-583	-	-	SZ497	-	-	-	-
	265/790-540A	-	Z-579	ZT735	SZ435	-	-	-	-	-
	LT265/85-16	-	Z-583	-	-	SZ468	-	-	QG3229*	QG3129
275	275/30-19	-	Z-555	SZ343	SZ143	-	0155505	-	-	-
	275/30-21	-	Z-571	-	-	-	-	-	-	-
	275/35-18	-	Z-555	SZ343	SZ143	-	0155505	-	-	-
	275/35-19	-	Z-563	SZ343	SZ143	-	0231705	-	-	-
	275/35-20	-	Z-575	-	-	-	0232405	-	-	-
	275/40-19	-	Z-575	ZT735	SZ435	-	0232405	-	-	-
	275/40-20	S58	Z-575	ZT735	SZ435	-	0232405	-	QG2229*	QG2129
	275/45-18	-	Z-563	-	-	-	-	-	-	-
	275/45-19	-	Z-575	ZT741	SZ441	-	-	-	-	-
	275/45-20	-	Z-579	ZT741	SZ441	-	0232105	-	-	-
	275/45-22	-	Z-579	ZT747	SZ447	-	0232605	-	-	-
	275/50-19	S66	Z-579	ZT735	SZ435	-	-	-	-	-
	275/50-20	-	Z-579	ZT747	SZ447	-	-	-	QG2228*	QG2128
	275/55-19	S70	Z-579	ZT747	SZ447	-	-	-	QG2228*	QG2128
	275/55-20	-	Z-583	ZT751	SZ451	-	0232805	-	QG3229*	QG3129
	275/60-16	S58	Z-575	ZT741	SZ441	-	-	-	-	-
	275/60-17	S66	Z-579	ZT741	SZ441	-	0232105	-	QG2228*	QG2128
	275/60-18	S70	Z-579	ZT747	SZ447	-	0232605	-	QG2228*	QG2128
	275/60-20	-	Z-583	-	-	SZ462	0232805	-	QG3229*	QG3129
	275/65-16	-	Z-579	ZT741	SZ441	-	-	-	-	-
	275/65-17	S70	Z-579	ZT747	SZ447	-	-	-	QG2228*	QG2128



Passenger & Light Truck Applications

	Tire Size	SUPERSOX	Z-CHAIN®	Z-PASSENGER-Z SUV/LT	SUPER Z6®	SUPER Z8®	AUTO-TRAC®	RADIAL CHAIN®	QUIK GRIP®	QG SQ. ROD
	275/65-18	-	Z-583	ZT751	SZ451	-	0232805	-	QG3229*	QG3129
	275/65-20	-	-	ZT837	-	SZ468	-	-	-	-
	LT275/65-18	-	Z-583	ZT751	SZ451	-	0232805	-	QG2228*	QG3129
	LT275/65-20	-	-	ZT837	-	SZ468	-	-	-	-
	275/70-16	S70	Z-579	ZT747	SZ447	-	0232605	-	QG2228*	QG2128
	LT275/70-16	-	Z-579	ZT747	SZ447	-	0232605	-	QG2228*	QG2128
	275/70-17	-	Z-579	ZT747	SZ447	-	-	-	QG2228*	QG2128
	LT275/70-17	-	Z-583	ZT751	SZ451	-	0232805	-	QG2228*	QG2128
	275/70-18	-	Z-583	-	-	SZ462	0232805	-	QG3229*	QG3129
	LT275/70-18	-	Z-583	-	-	SZ462	0232805	-	QG3229*	QG3129
	275/70-19.5	-	Z-583	-	-	SZ497	-	-	-	-
	LT275/75-15	-	Z-575	ZT747	SZ447	-	-	-	QG2228*	QG2128
	275/75-16	-	Z-579	ZT747	SZ447	-	-	-	QG3227*	QG3127
	LT275/75-17	-	Z-583	ZT835	-	SZ462	-	-	QG3227*	QG3127
	LT275/75-18	-	-	ZT841	-	SZ474	-	-	-	-
285	285/30-19	-	Z-563	SZ343	SZ143	-	0231705	-	-	-
	285/30-20	-	Z-563	-	SZ143	-	-	-	-	-
	285/30-21	-	Z-563	ZT735	SZ435	-	-	-	-	-
	285/35-18	-	Z-555	SZ339	SZ139	-	-	-	-	-
	285/35-19	-	Z-563	SZ343	SZ143	-	-	-	-	-
	285/35-20	-	Z-563	ZT735	SZ435	-	0231805	-	-	-
	285/40-18	-	Z-563	SZ343	SZ143	-	-	-	-	-
	285/40-19	-	Z-571	SZ343	SZ143	-	-	TC2512MM	QG2229*	QG2129
	285/40-20	S62	Z-579	ZT741	SZ441	-	-	-	-	-
	285/45-21	S70	Z-579	ZT741	SZ441	-	-	-	-	-
	285/45-22	-	Z-583	ZT751	SZ451	-	0232805	-	-	-
	285/50-20	S70	Z-579	ZT751	SZ451	-	-	-	QG2228*	QG2128
	285/60-18	-	Z-579	ZT751	SZ451	-	-	-	QG2228*	QG2128
	285/70-16	-	Z-579	ZT751	SZ451	-	-	-	QG2228*	QG2128
	285/70-17	-	Z-583	-	-	SZ462	0232805	-	QG3229*	QG3129
	LT285/70-17	-	Z-583	-	-	SZ462	0232805	-	QG3229*	QG3129
	285/70-19.5	-	-	-	-	SZ486	-	-	-	-
	LT285/75-16	-	Z-583	-	-	SZ462	0232805	-	QG3229*	QG3129
295	295/30-18	-	Z-555	-	-	-	-	-	-	-
	295/30-19	-	Z-563	-	-	-	-	-	-	-
	295/30-20	-	Z-563	-	SZ429	-	0231805	-	-	-
	295/35-18	-	Z-555	-	-	-	-	-	-	-
	295/35-19	-	Z-563	-	SZ143	-	-	-	-	-
	295/35-20	-	Z-563	ZT735	SZ435	-	-	-	-	-
	295/35-21	-	Z-579	ZT735	SZ435	-	-	-	-	-
	295/40-20	S66	Z-579	ZT735	SZ435	-	-	-	-	-
	295/40-21	-	Z-579	ZT747	SZ447	-	-	-	-	-
305	305/30-19	-	Z-563	-	-	-	-	-	-	-
	305/35-19	-	Z-579	ZT747	SZ447	-	-	-	-	-
	305/35-20	-	Z-579	ZT747	SZ447	-	-	-	-	-
	305/55-16	-	Z-579	ZT741	SZ441	-	-	-	-	-
	305/55-18	-	-	ZT747	SZ447	-	-	-	QG3229*	QG3129
	305/55-20	-	-	-	-	SZ486	-	-	-	-
	305/60-20	-	-	-	-	SZ486	-	-	-	-
	LT305/65-17	-	-	-	-	SZ474	-	-	QG3229*	QG3129
	LT305/65-18	-	-	-	-	SZ486	-	-	QG2226*	QG2126
	LT305/75-16	-	-	-	-	-	-	-	-	-
315	315/35-20	-	Z-579	ZT747	SZ447	-	-	-	-	-
	315/70-17	-	-	-	-	SZ486	-	-	QG2226*	QG2126
	LT315/70-17	-	-	-	-	SZ492	-	-	QG2226*	QG2126
325	325/60-18	-	-	-	-	SZ486	-	-	QG2226*	QG2126
	325/60-20	-	-	-	-	SZ492	-	-	-	-
	325/65-18	-	-	-	-	SZ492	-	-	QG2226*	QG2126
	325/75-17	-	-	-	-	SZ486	-	-	QG2226*	QG2126
335	335/25-20	-	Z-563	ZT735	SZ435	-	-	-	-	-
	335/30-18	-	Z-563	SZ339	SZ139	-	-	-	-	-
345	345/55-17	-	Z-583	ZT751	SZ451	SZ468	-	-	QG3227*	QG3127
	345/70-18	-	-	-	-	SZ492	-	-	QG2226*	QG2126
355	355/60-20	-	-	-	-	-	-	-	QG2226*	QG2126
375	375/60-18	-	-	-	-	SZ486	-	-	QG2226*	QG2126

For complete, up-to-date listings, see our website at: www.peerlesschain.com

* Indicates tire chain that is available in both CAM and non-CAM version. The most popular version is shown.

Commercial & Heavy duty tire Applications



These heavy duty product applications show the best choices for most tires. Truck tires can vary in size due to tire manufacturers, tread design or recapping. **It is strongly recommended that traction products be fitted to the tire before actual use.** Chain laws can vary from state to state. Please refer to pages 6-9 for information on tire chain regulations. Product stock number shown in **RED BOLD** will meet or exceed S.A.E. Class "S" clearance requirement. **Super Z8 recommended for commercial vehicles under 20,000 GVW.**

	Tire Size	AXLE TYPE	SUPER Z® HD	SUPER Z8®	RADIAL	QG SQ. ALLOY	DIAMOND BLUE	QG LINK	QG VBAR	QG V-BAR CTO		
7.0	7.00-20	Single	-	SZ497	-	-	-	QG2214*	QG2814	-		
	7-22.5	Single	ZT751	-	-	-	-	QG2214*	QG2814	QGV320*		
7.2	7.2-24	Single	-	-	-	-	-	QG0832	-	-		
	7.5	7.50-20	Single	-	-	-	-	QG2237	QG2837	-		
		Dual	ZT956	-	-	-	-	QG4237	QG4837	-		
	7.50-22.5	Single	ZT865	-	-	-	-	QG2239CAM*	QG2839*	-		
		Dual	ZT962	-	-	-	-	QG4239CAM*	QG4839*	-		
8.0	8-17.5	Single	ZT735	-	-	-	-	QG2219*	QG2819*	QGV315*		
		Dual	-	-	-	-	-	QG4219*	QG4819	-		
	8-22.5	Single	-	-	-	-	-	QG2237	QG2837	-		
		Dual	ZT956	-	-	-	-	QG4237	QG4837	-		
8.25	8.25-15TR	Single	ZT835	SZ462	-	QG2128	-	QG2228*	QG2828*	-		
		Dual	-	-	-	QG4128	-	QG4228CAM	QG4828	-		
	8.25-20	Single	ZT859	SZ492	TA1939	-	-	QG2239CAM*	QG2839*	-		
		Dual	ZT962	-	TA3939	-	-	QG4239CAM*	QG4839*	-		
	8.25-22.5	Single	ZT865	-	-	-	-	QG2239CAM*	QG2839*	-		
		Dual	ZT962	-	-	-	-	QG4239CAM*	QG4839*	-		
8.3	8.3-24	Single	-	-	-	-	QG0822	-	-			
9.0	9.00-15TR	Single	ZT837	SZ468	-	-	-	-	-	-		
		Dual	ZT948	-	-	-	-	-	-	-		
	9.00-20	Single	ZT869	-	TA1941	-	DB2141	QG2241CAM*	QG2841*	-		
		Dual	ZT970	-	TA3941	-	-	QG4241CAM*	QG4841	-		
	9-22.5	Single	ZT859	SZ492	TA1939	-	-	QG2239CAM*	QG2839*	-		
		Dual	ZT962	-	TA3939	-	-	QG4239CAM*	QG4839*	-		
9.5	9.5-24	Single	-	-	-	-	-	QG0832	-	-		
	9.5-28	Single	-	-	-	-	-	QG0836	-	-		
	9.5-32	Single	-	-	-	-	-	QG0838	-	-		
	9.5-38	Single	-	-	-	-	-	QG0862	-	-		
	9.5-42	Single	-	-	-	-	-	QG0862	-	-		
10.0	10.00-15TR	Single	ZT853	SZ486	-	-	-	-	-	-		
		Dual	ZT956	-	-	-	-	-	-	-		
	10.00-20	Single	ZT881	-	TA1945	QG2145	DB2145	QG2245CAM*	QG2845*	QGV343HD*		
		Dual	ZT982	-	TA3945	QG4145	-	QG4245CAM*	QG4845*	QGV743HD*		
	10.00-22	Single	ZT887	-	TA1949	QG2149	DB2149	QG2249CAM*	QG2849*	QGV344HD*		
		Dual	ZT990	-	TA3949	QG4149	-	QG4249CAM*	QG4849*	QGV744HD*		
	10-22.5	Single	ZT869	-	TA1941	-	DB2141	QG2241CAM*	QG2841*	-		
		Dual	ZT970	-	TA3941	-	-	QG4241CAM*	QG4841	-		
	10.00/90-20	Single	ZT877	-	-	QG2145	DB2145	QG2245CAM*	QG2845*	-		
		Dual	ZT970	-	-	QG4145	-	QG4245CAM*	QG4845*	-		
11.0	11.00-20	Single	ZT887	-	TA1951	QG2151	DB2151	QG2251CAM*	QG2851*	QGV355		
		Dual	ZT990	-	TA3949	-	-	QG4251CAM*	QG4851	QGV755		
	11.00-22	Single	ZT891	-	-	QG2155	-	QG2255CAM*	QG2855*	QGV356		
		Dual	-	-	-	-	-	QG4255CAM*	QG4855	QGV756		
	11-22.5	Single	ZT881	-	TA1945	QG2145	DB2145	QG2245CAM*	QG2845*	QGV343HD*		
		Dual	ZT982	-	TA3945	QG4145	-	QG4245CAM*	QG4845*	QGV743HD*		
	11.00-24	Single	ZT891	-	-	-	-	-	QG2853	-		
		Single	ZT887	-	TA1949	QG2149	DB2149	QG2249CAM*	QG2849*	QGV344HD*		
	11-24.5	Dual	ZT990	-	TA3949	QG4149	-	QG4249CAM*	QG4849*	QGV744HD*		
		Single	ZT887	-	-	-	-	QG0836	-	-		
11.2	11.2-24	Single	ZT887	-	-	-	-	QG0836	-	-		
	11.2-30	Single	-	-	-	-	-	QG0838	-	-		
	11.2-32	Single	-	-	-	-	-	QG0856	-	-		
	11.2-38	Single	-	-	-	-	-	QG0862	-	-		
		11.5	11.50-20	Single	ZT887	-	TA1951	QG2151	DB2151	QG2251CAM*	QG2851*	QGV355
				Dual	ZT990	-	TA3949	-	-	QG4251CAM*	QG4851	QGV755
	11.5-22.5	Single	ZT881	-	TA1947	-	-	QG2235	-	QGV344HD*		
		Dual	-	-	TA3947	-	-	QG4235CAM*	-	QGV744HD*		
12.0	12.00-20	Single	ZT891	-	-	QG2155	-	QG2255CAM*	QG2855*	QGV356		
		Dual	-	-	-	-	-	QG4255CAM*	QG4855	QGV756		
	12-22.5	Single	ZT887	-	TA1951	QG2151	DB2151	QG2251CAM*	QG2851*	QGV355		
		Dual	ZT990	-	TA3949	-	-	QG4251CAM*	QG4851	QGV755		
	12.00-24	Single	-	-	-	-	-	QG2257	QG2857	-		
		Single	-	-	-	QG2155	-	QG2255CAM*	QG2855*	QGV356		
	12-24.5	Dual	-	-	-	-	-	QG4255CAM*	QG4855	QGV756		
		Single	-	-	-	-	-	QG0852	-	-		
12.2	12.2-24	Single	-	-	-	-	QG0850	-	-			
12.4	12.4-16	Single	-	-	-	-	-	QG0850	-	-		
		Single	-	-	-	-	-	QG0852	-	-		
	12.4-24	Single	-	-	-	-	QG0852	-	-			



Commercial & Heavy duty tire Applications

	Tire Size	AXLE TYPE	SUPER Z® HD	SUPER Z8®	RADIAL	QG SQ. ALLOY	DIAMOND BLUE	QG LINK	QG VBAR	QG V-BAR CTO	
	12.4-28	Single	-	-	-	-	-	QG0856	-	-	
	12.4-32	Single	ZT-132	-	-	-	-	QG2615	-	-	
	12.4-38	Single	-	-	-	-	-	QG0862	-	-	
	12.4-42	Single	-	-	-	-	-	QG0866	-	-	
12.5	12.5-22.5	Single	ZT887	-	TA1951	QG2151	DB2151	QG2251CAM*	QG2851*	QGV355	
		Dual	ZT990	-	TA3949	-	-	QG4251CAM*	QG4851	QGV755	
	12.5-24.5	Single	ZT891	-	-	QG2155	-	QG2255CAM*	QG2855*	-	
		Dual	-	-	-	-	-	QG4255CAM*	QG4855	-	
	12.5/80-18	Single	-	-	-	-	-	QG0834	-	-	
12.75	12.75-22.5	Single	ZT891	-	TA1949	QG2155	-	QG2255CAM*	QG2855*	-	
		Dual	ZT990	-	TA3949	-	-	QG4255CAM*	QG4855	-	
13.0	13-22.5	Single	ZT891	-	-	-	-	-	-	-	
	13.00-24	Single	-	-	-	-	-	QG2612	-	-	
	13.00-25	Single	-	-	-	-	-	QG2612	-	-	
	13/80-20	Single	-	-	TA1945	QG2145	DB2145	QG2245CAM*	QG2845*	-	
		Dual	-	-	TA3945	QG4145	-	QG4245CAM*	QG4845*	-	
13.5	13.50-16.1	Single	-	-	-	-	-	QG0838	-	-	
13.6	13.6-16	Single	-	-	-	-	-	QG0850	-	-	
	13.6-26	Single	-	-	-	-	-	QG0858	-	-	
	13.6-28	Single	-	-	-	-	-	QG0859	-	-	
	13.6-38	Single	-	-	-	-	-	QG0866	-	-	
13.9	13.9-36	Single	-	-	-	-	-	QG0866	-	-	
14.0	14-17.5	Single	-	-	-	-	-	QG0850	-	-	
	14.00-20 GRADER	Single	ZT-132	-	-	-	-	QG2612	-	-	
	14.00-21	Single	-	-	-	-	-	QG2612	-	-	
	14.00-24 GRADER	Single	ZT-132	-	-	-	-	QG2615	-	-	
	14.00-25	Single	-	-	-	-	-	QG2615	-	-	
14.0	14/80-20	Single	ZT892	-	-	QG2155	-	QG2255CAM*	QG2855*	-	
		Dual	-	-	-	-	-	-	QG4855	-	
14.9	14.9-24	Single	-	-	-	-	-	QG0859	-	-	
	14.9-26	Single	ZT-132	-	-	-	-	QG2615	-	-	
	14.9-28	Single	-	-	-	-	-	QG0869	-	-	
	14.9-30	Single	-	-	-	-	-	QG0876	-	-	
15.0	15-22.5	Single	-	-	-	-	-	QG3255	-	-	
15.5	15.5-25	Single	ZT-132	-	-	-	-	QG2612	-	-	
16.0	16.00-20 GRADER	Single	ZT-141	-	-	-	-	QG2624	-	-	
	16.00-21 GRADER	Single	ZT-141	-	-	-	-	QG2624	-	-	
	16.00-24 GRADER	Single	ZT-143	-	-	-	-	QG2627	-	-	
	16.00-25 GRADER	Single	ZT-143	-	-	-	-	QG2627	-	-	
16.5	16.5-19.5	Single	-	-	-	-	-	QG3255	-	-	
	16.5-22.5	Single	ZT896	-	TA2071	-	-	-	-	-	
16.9	16.9-20	Single	-	-	-	-	-	QG2612	-	-	
	16.9-24	Single	-	-	-	-	-	QG0874	-	-	
	16.9-28	Single	-	-	-	-	-	QG0876	-	-	
	16.9-30	Single	-	-	-	-	-	QG0877	-	-	
	16.9-34	Single	-	-	-	-	-	QG0879	-	-	
	16.9-38	Single	-	-	-	-	-	QG0880	-	-	
	17.5	17.5L-24	Single	-	-	-	-	-	QG0874	-	-
		17.5-25	Single	-	-	-	-	-	QG2624	-	-
18.0	18.00-24	Single	-	-	-	-	-	QG2636	-	-	
	18.00-25	Single	ZT-145	-	-	-	-	QG2636	-	-	
	18.00-26	Single	-	-	-	-	-	QG2636	-	-	
18.4	18.4-16.1	Single	-	-	-	-	-	QG0881	-	-	
	18.4-26	Single	-	-	-	-	-	QG0883	-	-	
	18.4-30	Single	-	-	-	-	-	QG0885	-	-	
	18.4-34	Single	-	-	-	-	-	QG0887	-	-	
	18.4-38	Single	-	-	-	-	-	QG0889	-	-	
	19.0	19-22.5	Single	-	-	-	-	-	QG3261	-	-
19.5	19.5-19.5	Single	-	-	-	-	-	QG3261	-	-	
	19.5L-24	Single	-	-	-	-	-	QG0883	-	-	
20.0	20.5-25	Single	-	-	-	-	-	QG2633	-	-	
21.0	21L-24	Single	-	-	-	-	-	QG2648	-	-	
	21.00-25	Single	-	-	-	-	-	QG2648	-	-	
21.5	21.5-16	Single	-	-	-	-	-	QG0882	-	-	
	21.5L-16.1	Single	-	-	-	-	-	QG0882	-	-	
23.1	23.1-26	Single	-	-	-	-	-	QG0891	-	-	
	23.1-30	Single	-	-	-	-	-	QG0893	-	-	
23.5	23.5-25	Single	-	-	-	-	-	QG2645	-	-	
37	37x12.50-17	Single	ZT859	SZ492	-	-	-	QG3235	-	-	
	37x12.50-20LT	Single	ZT859	SZ492	-	-	-	QG3235	-	-	

* Indicates tire chain that is available in both CAM and non-CAM version. The most popular version is shown.

Commercial & Heavy duty tire Applications



	Tire Size	AXLE TYPE	SUPER Z [®] HD	SUPER Z8 [®]	RADIAL	QG SQ. ALLOY	DIAMOND BLUE	QG LINK	QG VBAR	QG V-BAR CTO
38	38x14.50-17	Single	ZT881	-	-	-	-	QG3235	-	-
	38x15-15	Single	ZT881	-	-	-	-	QG3235	-	-
215	38x10.50-15	Single	ZT859	SZ492	-	-	-	QG2239CAM*	QG2839*	-
	215/75-17.5	Single Dual	ZT729 -	- -	- -	QG2121 QG4121	- -	QG2221* QG4221*	QG2821* QG4821	QGV315* -
225	215/75-19.5	Single Dual	ZT747 -	- -	- -	QG2128 QG4128	- -	QG2228* QG4228CAM	QG2828* QG4828	QGV320* -
	225/70-19.5	Single Dual	ZT741 -	- -	- -	QG2121 QG4121	- -	QG2221* QG4221*	QG2821* QG4821	QGV320* -
235	225/70-22.5	Single	-	SZ497	-	-	-	QG2214*	QG2814	-
	225/75-17.5	Single Dual	ZT735 -	- -	- -	QG2121 QG4121	- -	QG2221* QG4221*	QG2821* QG4821	QGV315* -
235	225/75-19.5	Single Dual	ZT747 -	- -	- -	QG2128 QG4128	- -	QG2228* QG4228CAM	QG2828* QG4828	QGV320* -
	225/80-22.5	Single Dual	- ZT956	- -	- -	- -	- -	QG2237 QG4237	QG2837 QG4837	- -
235	235/70-17.5	Single Dual	ZT735 -	- -	- -	QG2121 QG4121	- -	QG2221* QG4221*	QG2821* QG4821	QGV320* -
	235/70-19.5	Single Dual	ZT741 -	- -	- -	QG2121 QG4121	- -	QG2221* QG4221*	QG2821* QG4821	QGV320* -
235	235/75-17.5	Single Dual	ZT741 -	- -	- -	QG2128 QG4128	- -	QG2228* QG4228CAM	QG2828* QG4828	QGV320* -
	235/80-22.5	Single Dual	ZT859 ZT956	SZ492 -	TA1939 TA3939	- -	- -	QG2239CAM* QG4239CAM*	QG2839* QG4839*	- -
245	245/70-17.5	Single Dual	ZT741 -	- -	- -	QG2128 QG4128	- -	QG2228* QG4228CAM	QG2828* QG4828	QGV320* -
	245/70-19.5	Single Dual	ZT835 -	SZ462 -	- -	QG2128 QG4128	- -	QG2228* QG4228CAM	QG2828* QG4828	- -
245	245/70-22.5	Single Dual	ZT853 -	SZ486 -	- -	- -	- -	QG2237 -	QG2837 QG4837	- -
	245/75-17.5	Single Dual	ZT741 -	- -	- -	QG2128 QG4128	- -	QG2228* QG4228CAM	QG2828* QG4828	QGV320* -
245	245/75-19.5	Single Dual	ZT835 -	SZ462 -	- -	QG2128 QG4128	- -	QG2228* QG4228CAM	QG2828* QG4828	- -
	245/75-22.5	Single Dual	ZT859 ZT956	SZ492 -	- -	- -	- -	QG2239CAM* QG4239CAM*	QG2839* QG4839*	- -
245	245/80-22.5	Single Dual	ZT859 ZT956	SZ492 -	TA1939 TA3939	- -	- -	QG2239CAM* QG4239CAM*	QG2839* QG4839*	- -
	255/60-22.5	Single Dual	ZT837 -	SZ468 -	- -	- -	- -	QG2237 -	QG2837 QG4837	- -
255	255/70-19.5	Single Dual	ZT835 -	SZ462 -	- -	QG2128 QG4128	- -	QG2228* QG4228CAM	QG2828* QG4828	- -
	255/70-22.5	Single Dual	ZT859 ZT956	SZ497 -	TA1939 TA3939	- -	- -	QG2239CAM* QG4239CAM*	QG2839* QG4839*	- -
255	255/75-22.5	Single Dual	ZT859 ZT956	SZ492 -	TA1939 TA3939	- -	- -	QG2239CAM* QG4239CAM*	QG2839* QG4839*	- -
	255/80-22.5	Single Dual	ZT865 ZT962	- -	- -	- -	- -	QG2239CAM* QG4239CAM*	QG2839* QG4839*	- -
265	265/70-19.5	Single Dual	ZT837 -	SZ468 -	- -	- -	- -	QG2237 -	QG2837 QG4837	- -
	265/70-22.5	Single Dual	ZT869 ZT956	- -	- -	- -	- -	QG2239CAM* QG4239CAM*	QG2839* QG4839*	- -
265	265/75-19.5	Single Dual	ZT837 ZT948	SZ497 -	- -	- -	- -	QG2237 -	QG2837 QG4837	- -
	265/75-22.5	Single Dual	ZT865 ZT962	- -	- -	- -	- -	QG2239CAM* QG4239CAM*	QG2839* QG4839*	- -
275	275/70-19.5	Single Dual	ZT837 ZT948	SZ497 -	- -	- -	- -	QG2237 -	QG2837 QG4837	- -
	275/70-22.5	Single Dual	ZT869 ZT956	- -	- -	- -	- -	QG2239CAM* QG4239CAM*	QG2839* QG4839*	- -
275	275/75-22.5	Single Dual	ZT877 ZT962	- -	TA1943 TA3943	QG2143 QG4143	DB2143 -	QG2243CAM* QG4243CAM*	QG2843CAM QG4843CAM	QGV343HD* QGV343HD*
	275/80-22.5	Single Dual	ZT881 ZT970	- -	TA1943 TA3943	QG2143 QG4143	DB2143 -	QG2243CAM* QG4243CAM*	QG2843CAM QG4843CAM	QGV343HD* QGV343HD*
275	275/80-24.5	Single Dual	ZT881 ZT982	- -	TA1947 TA3947	QG2147 QG4147	DB2147 -	QG2247CAM* QG4247CAM*	QG2847CAM QG4847CAM	QGV344HD* QGV344HD*
	285/65-22.5	Single Dual	ZT869 ZT956	- -	- -	- -	- -	QG2239CAM* QG4239CAM*	QG2839* QG4839*	- -
285	285/70-19.5	Single Dual	ZT853 ZT948	SZ486 -	- -	- -	- -	QG2234CAM -	- -	- -



Commercial & Heavy duty tire Applications

	Tire Size	AXLE TYPE	SUPER Z® HD	SUPER Z8®	RADIAL	QG SQ. ALLOY	DIAMOND BLUE	QG LINK	QG VBAR	QG V-BAR CTO
	285/70-24.5	Single Dual	ZT881 ZT970	- -	TA1943 TA3943	QG2145 QG4145	DB2145 -	QG2245CAM* QG4245CAM*	QG2845* QG4845*	- -
	285/75-22.5	Single Dual	ZT877 ZT962	- -	TA1943 TA3943	QG2143 QG4143	DB2143 -	QG2243CAM* QG4243CAM*	QG2843CAM QG4843CAM	QGV343HD* QGV343HD*
	285/75-24.5	Single Dual	ZT881 ZT982	- -	TA1947 TA3947	QG2147 QG4147	DB2147 -	QG2247CAM* QG4247CAM*	QG2847CAM QG4847CAM	QGV344HD* QGV344HD*
	285/80-22.5	Single Dual	ZT881 ZT982	- -	TA1951 -	QG2151 -	DB2151 -	QG2251CAM* QG4251	QG2851* QG4851	- -
	285/80-24.5	Single Dual	ZT881 ZT982	- -	TA1951 TA3949	QG2151 -	DB2151 -	QG2251CAM* QG4251	QG2851* QG4851	- -
295	295/60-22.5	Single	ZT859	-	-	-	-	-	-	-
	295/70-19.5	Single	ZT853	SZ497	-	-	-	-	-	-
295	295/70-22.5	Single Dual	ZT877 -	- -	TA1943 TA3943	QG2143 QG4143	DB2143 -	QG2243CAM* QG4243CAM*	QG2843CAM QG4843CAM	QGV343HD* QGV343HD*
	295/75-17.5	Single	ZT859	SZ492	-	-	-	QG2226*	-	-
	295/75-22.5	Single Dual	ZT881 ZT970	- -	TA1943 TA3943	QG2143 QG4143	DB2143 -	QG2243CAM* QG4243CAM*	QG2843CAM QG4843CAM	- -
	295/75-24.5	Single Dual	ZT881 ZT982	- -	TA1947 TA3947	- -	- -	QG2235 QG4235	- -	QGV344HD* QGV344HD*
	295/80-22.5	Single Dual	ZT881 ZT982	- -	TA1951 -	QG2151 -	DB2151 -	QG2251CAM* QG4251	QG2851* QG4851	- -
305	305/70-22.5	Single Dual	ZT881 -	- -	- -	QG2145 QG4145	DB2145 -	- -	- -	- -
	305/75-24.5	Single Dual	ZT887 ZT982	- -	- -	QG2155 -	DB2151 -	QG2255CAM* QG4255	QG2855* QG4855	- -
	305/80-22.5	Single Dual	ZT881 ZT982	- -	TA1947 TA3947	QG2151 -	DB2151 -	QG2251CAM* QG4251	QG2851* QG4851	- -
	305/85-22.5	Single Dual	ZT892 ZT990	- -	- -	QG2155 -	- -	QG2255CAM* QG4255	QG2855* QG4855	QGV355 QGV755
315	315/70-22.5	Single Dual	ZT881 ZT970	- -	TA1945 TA3945	QG2145 QG4145	DB2145 -	- -	- -	QGV343HD* QGV343HD*
	315/80-22.5	Single Dual	ZT887 ZT990	- -	TA1949 TA3949	QG2155 -	DB2151 -	QG2255CAM* QG4255	QG2855* QG4855	- -
	315/80-22.5 MIC	Single Dual	ZT891 -	- -	TA1949 TA3949	QG2155 -	DB2151 -	QG2255CAM* QG4255	QG2855* QG4855	- -
320	320/85-38	Single	-	-	-	-	-	QG0862	-	-
365	365/70-22.5	Single	ZT892	-	-	-	-	-	-	-
	365/80-20	Single	ZT892	-	-	QG2155	-	QG2255CAM*	QG2855*	-
	365/85-20	Single	-	-	-	-	-	QG3255	-	-
380	380/70-28	Single	-	-	-	-	-	QG2612	-	-
	380/80-38	Single	-	-	-	-	-	QG0879	-	-
	380/85-28	Single	-	-	-	-	-	QG0869	-	-
	380/85-30	Single	-	-	-	-	-	QG0876	-	-
	380/85-34	Single	-	-	-	-	-	QG0877	-	-
385	385/65-22.5	Single	ZT892	-	-	-	-	QG3255	-	-
	385/95-25	Single	ZT-132	-	-	-	-	QG2615	-	-
395	395/85-20	Single	ZT898	-	-	-	-	QG3261	-	-
400	400/70-20	Single	ZT892	-	-	-	-	QG3255	-	-
420	420/70-28	Single	-	-	-	-	-	QG0869	-	-
	420/85-28	Single	-	-	-	-	-	QG0876	-	-
	420/85-34	Single	-	-	-	-	-	QG0879	-	-
	420/90-30	Single	-	-	-	-	-	QG0879	-	-
425	425/55-22.5	Single	ZT896	-	TA2071	-	-	-	-	-
	425/65-22.5	Single	ZT896	-	TA2071	-	-	-	-	-
	425/70-22.5	Single	ZT898	-	TA2071	-	-	-	-	-
440	440/80-28	Single	-	-	-	-	-	QG0876	-	-
445	445/50-22.5	Single	ZT897	-	TA2069	-	-	QG3269CAM*	-	-
	445/55-22.5	Single	-	-	-	-	-	QG3255	-	-
	445/65-19.5	Single	ZT896	-	TA2071	-	-	-	-	-
	445/65-22.5	Single	ZT-118	-	-	-	-	QG3261	-	-
	445/80-22.5	Single	-	-	-	-	-	QG0874	-	-
	445/95-25	Single	ZT-143	-	-	-	-	QG2627	-	-
455	455/50-22.5	Single	ZT897	-	TA2069	-	-	QG3269CAM*	-	-
	455/55-22.5	Single	ZT899	-	TA2069	-	-	QG3269CAM*	-	-
480	480/70-28	Single	-	-	-	-	-	QG0883	-	-
	480/70-30	Single	-	-	-	-	-	QG0883	-	-
	480/80-38	Single	-	-	-	-	-	QG0889	-	-
520	520/70-34	Single	ZT-145	-	-	-	-	QG2636	-	-
540	540/60-30	Single	-	-	-	-	-	QG2633	-	-
550	550/65-25	Single	-	-	-	-	-	QG0883	-	-

* Indicates tire chain that is available in both CAM and non-CAM version. The most popular version is shown.

Clearance Requirements



PLEASE NOTE:

Before selecting any traction product, refer to the vehicle manufacturer's recommendation in owner's manual.

BE PREPARED:

Be sure to pre-fit the chains to your tire and insure you have enough clearance for the chains to operate properly.

CAUTION:

If you have alloy wheels or hubcaps that scratch easily or protrude beyond the tire sidewall, Peerless cautions against the use of a rubber tightener.



Illustration of S.A.E. Clearance Requirements & Product Comparison

Class "U" Old style chains that use light truck parts	Link Chain Treadface: 1.97" / 50mm (X) Sidewall: 0.91" / 23mm (Y)	Class "U"	
Class "S" Cable, Link, Sox chains for restricted clearances.	Auto-Trac®, Z-Chain®, Super Z® 8 Treadface: 1.46" / 37mm (X) Sidewall: 0.59" / 15mm (Y)	Class "S"	
Tight Made for today's very low clearance cars	Radial Chain & Z® Passenger Treadface: 1.00" / 25mm (X) Sidewall: 0.50" / 13mm (Y)	Tight	
Extra Tight Designed for the tightest clearances!!!	Super Z® 6, SuperSox Treadface: 1.20" / 31mm (X) Sidewall: 0.25" / 6.3mm (Y)	Extra Tight	

X=Tread Face Y=Sidewall

CHECK YOUR WHEEL CLEARANCE.
 You may need a special low clearance chain. Remember to drive extra slow if you have tight wheel clearance.

Many applications today require products that fit in spaces tighter than Class "S"



Innovative Research & Product Development



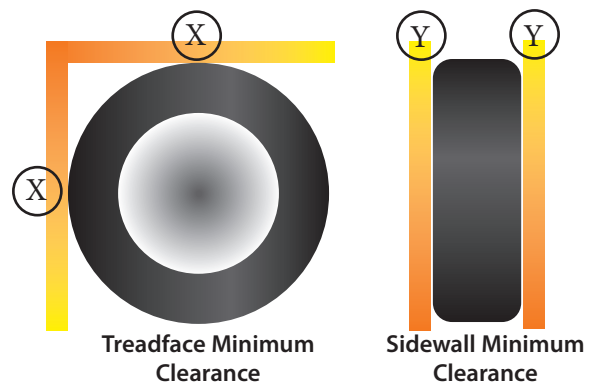
Clearance Definitions:

Class "S" is the Society of Automotive Engineers' (SAE) definition for the least amount of space that should be provided around the drive tires of any vehicle to accommodate the use of a winter traction product. These different classes incorporate two different measurements: from the tread face of the tire to the nearest obstruction, and from the inside sidewall of the tire to the nearest obstruction.

S.A.E. J1232-1980 Definition:

Most newer vehicles manufactured since the late 80's will have special clearance requirements. This generally refers to S.A.E. Class "S" clearance restrictions. The "Z" family of traction products for passenger cars and light duty trucks will meet or exceed these requirements.

The minimum clearances specified must be maintained around fenders, braces, suspension parts, strut housing, splash pans and fuel and brake lines. Tire size must be known to select a traction product of correct fit. For passenger car, pickup and SUV applications it is important to check the owner's manual. The restricted wheel well clearances in most of today's vehicles will require Class "S" products. Consumers must refer to their owner's manual for information pertaining to their specific vehicle.



Check your owner's manual: Most vehicle manufacturers make a statement regarding clearance issues related to their vehicles. This information is located in the owner's manual under chains, traction devices, tires or a similar heading. It is important to select a traction product that is compatible with the minimum class assigned to your vehicle. This reference is based on the original tire and wheel size shown in your owner's manual. Using a different size tire may affect the chain's ability to operate properly. If you can't locate the clearance requirements of your vehicle, contact the manufacturer.

Traction products not only have to fit the tire, but must also fit within the space provided around the tires.

Some owner's manuals state that certain tire sizes do not provide enough clearance to accommodate winter traction products. Frequently, manufacturers make these statements because a vehicle has less clearance available than Class "S" requires. The fact is, many of these vehicles can use one of our winter traction products. Trying to measure the nearest obstruction under your vehicle could prove tricky. To insure you have adequate clearance to operate any traction device they must be pre-fitted and driven a short distance. Start slowly. If you hear any contact (ticking sound), stop and remove the chains immediately. Regardless of the type of traction product you use, do not exceed 30 MPH (48kmH).



Important information for Pickups, SUVs & 4x4s:

Many western states and Canadian provinces have mountain passes and roadways where the possession and use of winter traction devices are required by law, regardless of vehicle type, under certain winter conditions. A failure to comply with these requirements can result in fines and/or other penalties imposed by local authorities. For current, up-to-date information regarding chain laws, restrictions and regulations, as well as the most complete tire size application listing, visit: www.peerlesschain.com/chain-regulations

Many pickups and sport utility vehicles have restricted clearances around the drive tires. Vehicle manufacturers recommend using only traction products that meet S.A.E Class "S" clearance specifications. **Super Z°6, Super Z°8, Z° SUV/LT & Z°-Chain are the only light truck cable brands that meet these requirements.**



TIRE CHAIN REGULATION CONTACT INFORMATION

Oregon Department of Transportation.....	www.tripcheck.com (or) www.oregon.gov/odot
California Department of Transportation.....	www.dot.ca.gov
Washington Department of Transportation...	www.wsdot.com/winter
Colorado Department of Transportation	www.codot.gov/travel
Nevada Department of Transportation.....	www.dot.nv.gov/safety/safe-winter-driving

Note: While not mandatory in a number of states, it recommends heavy duty vehicles hauling trailers also chain up one trailer axle to help assist the vehicle in braking safely.

For questions about chain laws and current chain regulations please visit the websites shown above.
 For general customer service questions, please visit www.peerlesschain.com.

To the best of our knowledge, the previous statements accurately represent laws pertaining to the use of winter traction devices throughout the U.S.A. and Canada. Chain laws and regulations may change at any time. Peerless will do its best to publish the most current information available.



Several western states (incl. Oregon, Washington & California) have chain laws that require carrying and/or using winter traction products at certain times or under certain road conditions.

In these states, failure to carry and/or use winter traction products as prescribed by local authorities can result in fines and/or other penalties. These chain laws are the most complicated for commercial vehicles, specifically tractor-trailer combinations. Although they vary by state, the most representative is California's diagram on the following page (courtesy of Caltrans) showing requirements acceptable in any jurisdiction.

TRACTION PRODUCT WARRANTY:

All winter traction products in this catalog are warranted free from defect in workmanship and material for one year from the date of delivery to user. Defective product may be returned to the manufacturer, freight prepaid, within 10 days of discovery of alleged defect. Inspection will be made to determine cause of failure.

Chain determined to be defective will be repaired or replaced. Buyer shall not be entitled to recover any incidental or consequential damages. No compensation will be made for any labor claim, delays or damages incurred by using this product.

Although this warranty gives you specific rights, you may have other legal rights which differ from state to state. For more information contact us at the address below.

WARRANTY IS VOID IF:
SPEEDS EXCEED 30MPH / 50KMH, (UNLESS OTHERWISE NOTED)
MANUFACTURERS RECOMMENDATIONS ARE NOT FOLLOWED
FITTED IMPROPERLY OR INSTALLED IMPROPERLY

CAUTION: All winter traction product crossmembers will wear out with extended use. Products can also break due to misfit, misapplication or misuse. If this should occur, stop immediately and repair or replace product. If these cautions are ignored, Peerless Industrial Group and its distributors are not responsible for injury or vehicle damage. Manufacturer will not warranty alloy wheels or wheel covers damaged by chains or chain tighteners.

Check your owner's manual: Most vehicle manufacturers make a statement regarding clearance issues related to their vehicles. Follow your vehicle manufacturer's recommendations regarding tire chains. This information is located in the owner's manual under chains, traction devices, tires or a similar heading. It is important to select a traction product that is compatible with the minimum class assigned to your vehicle. This reference is based on the original tire and wheel size shown in your owner's manual. Using a different size tire may affect the chain's ability to operate properly. If you can't locate the clearance requirements of your vehicle, contact the manufacturer.

Tire chains, cable chains and other winter traction devices are legal in every state and province in North America.

All legal authorities recognize the difference between studded tires and other winter traction devices. Some states and provinces either limit the use of studded tires or outlaw them completely because studs are considered to be a permanently attached device which contribute to expensive damage to road surfaces over time. Tire chains, cable chains and other like traction devices are considered temporary because they are installed only when needed. They don't represent the same kind of threat to road surfaces.

CalTrans approved! Super Z[®] HD meets CalTrans Highway I-80 "minimum" requirements.



In Dec. 1997, Caltrans (California Department of Transportation) approved the use of Super Z[®] HD winter traction product under their unpublished "minimum" chain-up requirements. Super Z[®] HD was the first cable chain approved by Caltrans to meet this standard, which allows some commercial vehicles to proceed with less than the minimum number of chains required by law.

Yosemite National Park adopted regulations in 2004, making Super Z[®] the first cable chain product to be allowed in the Park.

Colorado is the only governmental authority in North America that recognizes a legal difference between cable chain, tire chain, rubber or any other variety of traction devices that can be temporarily installed on a tire. Since Nov. 1, 1996, the Colorado Department of Transportation (CDOT) has enforced regulations making the use of most "cable" chain products virtually illegal on vehicles over 26,000 GVW. CDOT does allow some cable chains (including all our cable chain products) to be used as alternative traction devices (ATDs) on commercial vehicles of 26,000 GVW, with the exception of single axle tractors.

www.peerlesschain.com

Our website contains information on all of our tire chains, cable chains and accessories along with installation videos and tire size/chain application look-up.



STATE OF CALIFORNIA DEPARTMENT OF TRANSPORTATION (Caltrans) Chain Requirements



Vehicles are permitted in chain control areas when equipped with chains or Automatic Traction Devices (ATD) as indicated. Tire traction devices are defined in the California Vehicle Code (VC) Section 605 which include conventional link-type tire chains and cable chains, as well as other less conventional devices. When the term "chains" is used here, it means any "tire traction device" (not necessarily link type chain) which meets the requirements of (VC) Section 605.

Vehicles with cable chains and other traction devices that meet the requirements of Vehicle Code Section 605 are legal in California. However, for the safety of the public, vehicles may be restricted at times due to local weather and road conditions.

California and the California Highway Patrol (CHP), reserve the right to prohibit any vehicle from entering a chain control area when it's determined that the traction devices do not meet the requirements of (VC) section 605.



NOTES

- All vehicles, including four-wheel or all-wheel drive vehicles must carry chains upon entering a chain control area.
- Minimum legal tread depth for Mud and Snow tires is 6/32 of an inch.
- All vehicles, including four-wheel drive vehicles, that are towing trailers must have chains on one drive axle.
- On any semi-trailer, only one set of chains is required regardless of number of axles.
- Chains are not required on tag axle.
- Trucks or tractors equipped with Super Singles, chains are required on all drive wheels.



Acceptable on either axle of semi-trailers.

Chain-up Diagram meets all state minimum requirements. Always check local DOT for rules of compliance.

LEGEND

- Driving axle
- Non-driving axle
- Wheel with chains
- Wheel with no chains

BUSES/RECREATIONAL VEHICLES

(Articulated buses must also chain outside wheels of last axle.)



Type 2

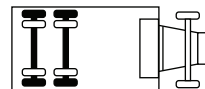


Type 3

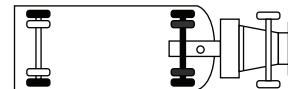
TRUCKS



Truck Type 2



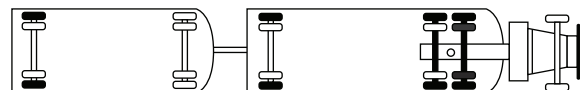
Truck Type 3



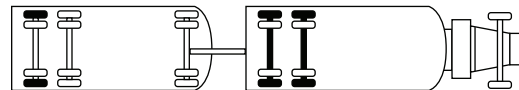
Tractor and Semi-trailer Single Dr.



Tractor and Semi-trailer Type 3-S-2

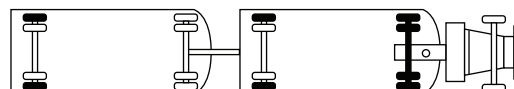


Tractor, Semi-trailer, and Trailer Type 3-S-1-T-2



Truck and Trailer Type 3-T-3 or 3-T-2

The following truck may be restricted when chains are required:



Tractor, Semi-trailer, and Trailer Type 2-S-1-T-2



GOOD

**Quik Grip
Ladder-Style Link Chain**

Good for on & off-road, steep grades, deep snow, back roads, unplowed side streets, etc.

Radial Chain

Ladder-Style cable chain

Good for on-road use, packed snow, icy highways and side streets, etc.

BETTER

**Z® Passenger
and Z® SUV/LT**

Diagonal-Pattern Cable Chain

Better for use on-road, steep grades, deep snow, packed snow, icy roads. Compatible with traction control and/or ABS systems.

Quik Grip Alloy

Alloy Ladder-Style Link Chain

Excellent traction and durability for both on and off road applications. Aggressive square rod cross chains are ideal for steep grades, deep snow, ice & mud.

BEST

Super Z6® & Super Z8®

Diagonal-Pattern Cable Chain

Best for on-road, steep grades, deep or packed snow and icy roads. Most compatible with traction control and ABS systems. Outstanding all-around traction. Best for vehicles with restricted clearance.

Z-Chain®

Diagonal-Pattern Cable Chain

All of the benefits of Super Z® plus outstanding traction with unequaled speed & ride capabilities for emergency response equipment.

Auto-Trac®

Diamond-Pattern Link Chain

Easy installation and removal with no need to re-tighten. Best durability of any link-style chain for cars and light trucks. Excellent compatibility with ABS and traction control systems.

What is so important about a "Z"?

For over two decades we have been selling a unique group of products under various "Z" trademarks. The "Z" was inspired by the Z-shaped crossmember pattern, but what the "Z" really stands for is reliability, performance, convenience and durability. "Z" products are easily the most recognized in the traction industry. They're aggressive, easier to use and longer-lasting than other traction products, and they have proven it from California to Bosnia.

"Z" combines the advantages of diagonal crossmembers, steel traction coils and a method of fastening and adjusting the "chain" so that there is no loss of traction at any point on the tire – and often no need to re-adjust the product after the initial installation.

"Z" products have these important advantages over other winter traction products:

- Easier installation and removal.
- Greater durability and lower potential for vehicle damage.
- Superior starting, stopping and cornering performance.
- Lower operating space requirements around drive tires.
- Greater compatibility with electronic "Traction Management Systems" (ABS, 4WD & AWD).

"Z" traction product for every winter traction need:

Z®-CHAIN for police, fire, ambulance as well as other high-performance users. Available to fit most car, pickup and SUV tire sizes.

SUPER Z® 6, our newest product for cars, pickups and SUVs – able to operate in drive tire clearances as low as 6 mm (1/4").

SUPER Z® 8, our newest product for new, larger SUV tires and small to medium commercial vehicles – able to operate in drive tire clearances as low as 8 mm (5/16").

Z® Passenger for simple installation and excellent durability on passenger car tires.

Z® SUV/LT with the same advantages as Z® Passenger but designed for use on pickups and SUVs.

SUPER Z® HD for commercial trucks, buses, graders and other industrial applications. Available in single, widebase (super single) and dual-tire versions.

Passenger Vehicle Chains



Meets S.A.E. Class "S" Requirements

Z-CHAIN Diagonal-Pattern Cable Chain provides extreme performance for high-end and professional applications. **The choice of professional fleets everywhere!**

Over the past two decades, Z-Chain has become the winter traction product of choice for police, fire, ambulance and other professional fleets throughout North America. Z-Chain's fast installation, aggressive traction performance and extreme durability simply out-class all other options.

Z-Chain was originally designed for police departments and emergency fleets, but with its high performance features, skiers and other demanding users have found Z-Chain to be the best winter traction product available!

Emergency - 911

Chain tensioners should NOT BE USED



Fast, Secure Installation and Removal

Z-Chain can be installed without the need of moving the vehicle, allowing for faster installation. It's unique fastening system allows for secure installation without the need of additional chain tensioners.

Low Potential Damage to Vehicle

Operates within the space limitations of Class "S" clearance requirements, even in light truck sizes. Doesn't require chain tensioners that can scratch or damage alloy or protruding wheels and wheel covers. Unique fastening system reduces fly-off, provides less road impact and greatly extends the life of the chain.

Superior All-Around Traction Performance

Manganese alloy crossmembers for superior durability. Constant contact between the tire and road surface allows for maximum efficiency of anti-lock brakes(ABS), all-wheel drive (AWD) and other computer assisted traction/braking systems. Diagonal pattern provides greater lateral traction for improved cornering and braking, in addition to starting and stopping.



Outside Fastener



Inside Fastener



Diagonal Crossmember



Includes:

- Handy bag
- Illustrated instructions
- Gloves with long sleeves



NOTE: Partial listing of tire sizes

Stock #									Weight per pair (lbs.)	Replacement Cross Chain #
Z-539	175/65-15,	185/55-15,	185/60-15,	185/65-15,	195/50-16,	195/55-16,	195/60-15,	205/50-16	12.58	Z-9380
Z-547	205/50-17,	205/55-16,	205/60-16,	215/45-17,	215/45-18,	215/50-17,	215/60-16,	225/45-17	12.90	Z-9384
Z-555	215/55-17,	215/65-16,	225/45-18,	225/50-17,	225/50-18,	225/55-17,	235/45-18,	245/40-19	13.07	Z-9388
Z-563	215/65-17,	215/70-16,	225/60-17,	235/50-18,	235/55-17,	235/60-16,	245/45-19,	285/35-19	13.42	Z-9388
Z-571	215/55-18,	225/60-18,	225/65-17,	235/50-19,	235/65-17,	235/70-16,	235/75-15		13.70	Z-9390
Z-575	235/55-19,	245/45-20,	245/50-20,	245/65-17,	LT245/70-17,	245/75-15,	255/45-20,	265/60-17	13.82	Z-9394
Z-579	255/55-20,	255/70-18,	265/60-18,	265/65-17,	265/70-17,	LT265/70-17,	265/75-16,		14.01	Z-9394
Z-583	LT255/75-17,	265/70-18,	LT265/70-18,	275/55-20,	275/60-20,	275/70-18,	285/45-22,	LT285/70-17	14.39	Z-9398

Packaged: 1 pair per bag / 3 pair per master carton

Order unit: Pair

Minimum order quantity: Master carton



Performance Cables

Meets S.A.E. Class "S" Requirements

Super Z⁶

Passenger

Diagonal-Pattern Cable Chain for vehicles with VERY limited operating clearance.

Super Z⁶ requires only 6.3mm (.25") of sidewall clearance to operate

Automotive designers are constantly trying to build vehicles with larger and more comfortable interior spaces and commercial vehicle designers are trying to make room for a larger payload. The easiest way to do this would be to just make bigger vehicles, but there are legal and practical limits on just how big they can get! So, clever designers first try to make sure there's no existing space that's not being used – like the space around a vehicle's tires. In fact, designers have become so good at finding other uses for this space that there are now hundreds of vehicle models whose owner's manuals warn "don't use tire chains" or words to that effect.

Easy Installation and removal

A split outside cable with two fastening positions allows for easy installation without moving the vehicle, and there's no need to stop and retighten.

Super Low Clearance

Super Z⁶ is based on our Super "Z" ideas, but with a couple of important differences. Super Z⁶ is the only steel traction product that can operate in drive tire clearances as low as 6 mm (1/4").

ALLOY Steel for Long Life

Powerful crossmembers with Manganese Alloy Coils wrapped around advanced Aircraft cable provide superior durability. Diagonal pattern provides greater lateral traction for improved cornering and braking, in addition to starting and stopping. Constant contact between the tire and road surface allows for greater compatibility with electronic "Traction Management Systems" (ABS, 4WD & AWD).



Chain tensioners **REQUIRED** and are included

Includes:
Handy bag
Rubber tensioners
Illustrated instructions

Stock #	NOTE: Partial listing of tire sizes								Weight per pair (lbs.)
SZ115	145/65-15,	155/80-13,	175/55-15,	175/70-13,	185/55-14,	195/55-13,			7.11
SZ119	175/55-16,	175/60-15,	175/65-15,	175/70-14,	185/55-15,	185/60-14,	185/65-14,	195/50-15	7.40
SZ123	185/55-16,	185/60-15,	185/65-15,	195/50-16,	195/55-15,	205/45-16,	215/45-15	225/35-19	7.94
SZ127	195/60-15,	195/70-14,	205/40-18,	205/45-17,	205/50-16,	205/55-15,	215/40-17,	225/55-14	7.96
SZ129	185/65-16,	195/60-16,	195/65-15,	195/75-14,	205/70-14				8.00
SZ131	205/50-17,	205/55-16,	205/60-15,	205/60-16,	215/45-17,	215/45-18,	215/55-16,	245/40-17	8.52
SZ133	215/50-17,	215/55-15,	225/40-17,	225/40-18,	225/45-16,	225/45-17,	225/55-15,	225/60-15	8.82
SZ135	215/60-16,	215/65-16,	225/70-14,	235/60-15,	255/50-15				8.84
SZ137	225/50-17,	225/55-16,	235/40-18,	235/45-17,	235/50-16,	235/55-15,	245/45-17,	255/40-17	8.86
SZ139	215/60-17,	215/65-17,	215/70-16,	225/50-18,	225/55-17,	225/65-15,	235/45-18,	265/40-17	8.88
SZ143	225/65-17,	235/50-18,	235/55-17,	235/60-17,	245/45-18,	245/45-19,	255/40-19,	275/40-17	9.42
SZ429	225/60-18,	235/50-19,	235/55-19,	235/60-18,	235/65-17,	235/70-16,	245/45-20,	245/60-17	9.92
SZ435	235/65-18,	245/50-20,	245/60-18,	245/65-17,	245/70-16,	275/40-20			9.94
SZ441	245/60-20,	245/70-17,	LT245/70-17,	LT245/75-17,	265/70-16,	275/45-20,	275/60-16,	295/65-16	10.48
SZ447	LT235/80-17,	255/55-20,	255/70-18,	265/50-20,	265/65-18,	265/70-17,	LT265/70-17,	265/75-16	11.01
SZ451	LT255/75-17,	265/70-18,	LT265/70-18,	275/55-20,	275/65-18,	LT275/65-18,	285/45-22,	295/60-18	11.06

Packaged: 1 pair per bag / 4 pair per master carton

Order unit: Pair

Minimum order quantity: Master carton

Standard Z Cables



Meets S.A.E. Class "S" Requirements



Z[®] cable chain is the most popular choice for passenger cars, light truck and SUV's. "Z" Performance for passenger, light trucks, SUVs and 4x4s at a moderate price.

Z[®] Passenger is designed to meet the traction product needs of the everyday consumer and is available to fit most passenger car tire sizes. Z[®] is typically merchandised using a unique display tire and stand, offering potential buyers an opportunity to see the product and to try its installation system before buying. Z[®] offers a unique combination of performance and convenience features for every user.



Chain tensioners **REQUIRED** and are included

Easy Installation and Removal

The fastest, easiest installation of any traction product, with included rubber tighteners.

Low Potential Damage to Vehicle

Meets Class "S" clearance requirements for vehicles with limited or low clearance. Low potential damage to vehicle body and mechanical components, even when abused.

Superior All-Around Traction Performance

Better all-around traction performance than conventional cable or link tire chains. Traction coils provide greater durability to conventional link chains. Better compatibility with anti-lock brakes (ABS), traction control, all-wheel drive (AWD) and other electronically monitored control systems.



Includes:

- Plastic box
- Rubber tensioners
- Illustrated instructions

Stock #	<i>NOTE: Partial listing of tire sizes</i>								Weight per pair (lbs.)	Replacement Cross Chain #
SZ315	145/65-15,	155/80-13,	165/60-15,	165/65-14,	165/70-14,	165/80-12,	175/55-15,	175/70-13	8.27	SZ1334
SZ319	175/55-16,	175/60-15,	175/65-15,	175/70-14,	185/55-15,	185/60-14,	185/65-14,	195/50-15	8.57	SZ1336
SZ323	185/55-16,	185/60-15,	185/65-15,	195/50-16,	195/55-15,	195/70-13,	205/45-16,	225/35-19	9.06	SZ1338
SZ327	195/60-15,	195/70-14,	205/40-18,	205/45-17,	205/50-16,	205/55-15,	215/40-17,	225/55-14	9.08	SZ1338
SZ329	185/65-16,	195/60-16,	195/65-15,	195/70-15,	195/75-14,	205/55-17,	205/65-15,	205/70-14	9.12	SZ1338
SZ331	205/50-17,	205/55-16,	205/60-15,	205/60-16,	215/45-17,	215/45-18,	215/50-17,	215/55-16	9.40	SZ1340
SZ335	205/65-16,	205/70-16,	215/55-17,	215/60-16,	215/65-16,	225/50-17			9.89	SZ1342
SZ339	215/55-18,	215/60-17,	215/65-17,	215/70-16,	225/50-18,	225/55-17,	235/45-18,	265/40-17	9.92	SZ1342
SZ343	225/65-17,	235/50-18,	235/55-17,	235/60-17,	245/45-19,	255/40-19,	285/35-19		10.23	SZ1344

Packaged: 1 pair per box / 4 pair per master carton

Order unit: Pair



Standard Cables

Meets S.A.E. Class "S" Requirements

RADIAL CHAIN

Passenger

The "original" cable chain for cars & light trucks

Radial Chain was originally conceived to save sidewall wear on radial tires and was the first brand name in "cable chain" winter traction products. Its consumer friendly features caused a revolution in winter traction, and it's still recognized as a market leader.

Radial Chain is today's basic product for the pickup, van & recreational vehicle market. Radial Chain can be installed in minutes and removed easily. Radial Chain utilizes an all-metal fastening system.



Simple Mounting and Removal

All metal fastening system and it's low weight allow for Radial Chain to be installed in just minutes.

Long Life and Smooth Ride

All steel construction means that components last longer and wear less. Coils wear evenly across all surfaces extending the life of the chain.

Low Operating Requirements

Operates within the space limitations of Class "S" clearance requirements. Doesn't require chain tensioners that can scratch or damage alloy or protruding wheels and wheel covers.



Includes:

- Plastic box
- Illustrated instructions

Stock #	NOTE: Partial listing of tire sizes								Weight per pair (lbs.)
SC1014	145/65-15,	155-13,	155/60-15,	155/80-12,	155/80-13,	165/65-13,	165/65-14,	165/70-13	3.21
SC1018	155-15,	165/60-15,	165/65-15,	165/70-14,	165/75-14,	165/80-13,	165/80-14,	175/55-15	3.56
SC1022	6-14,	6.00-14LT,	7.00-13,	165-15,	165/80-15,	175/75-16			3.94
SC1026	175/60-16,	175/65-15,	185/55-16,	185/60-15,	185/65-14,	185/65-15,	195/50-15,	195/50-16	4.01
SC1030	185/65-16,	195/55-16,	195/60-15,	195/60-16,	195/65-15,	195/70-14,	195/70-15,	195/75-14	4.39
SC1032	205/50-16,	205/50-17,	205/55-16,	205/60-16,	215/45-17,	215/45-18,	215/50-17,	215/55-16	4.56
SC1034	205/55-17,	205/65-16,	205/70-15,	205/70-16,	205/75-15,	215/60-15,	215/60-16,	215/65-15	4.47
SC1036	225/40-18,	225/40-19,	225/45-18,	225/50-17,	225/50-18,	235/40-18,	245/40-18,	265/35-18	4.58
SC1038	215/55-18,	215/60-17,	215/65-16,	215/70-15,	225/55-17,	225/60-16,	225/65-16,	225/70-15	4.78
SC1040	235/45-18,	235/50-18,	235/55-17,	235/60-17,	245/40-19,	245/45-18,	255/60-16		4.93
SC1042	215/70-16,	225/65-17,	225/70-16,	255/40-19,	255/45-18,	255/45-19,	255/55-17		5.16

Packaged: 1 pair per box / 6 pair per master carton

Order unit: Pair

Minimum order quantity: Master carton

Automatic Tensioner



Meets S.A.E. Class "S" Requirements



The Auto-Trac® advantage:
It automatically adjusts and tightens while you drive!

Auto-Trac® snow chains feature a patented Automatic Tightening and Centering System.

Auto-Trac® will meet Class "S" clearance requirements on SUVs and pickup trucks, as well as normal passenger cars (matching the capabilities of most of our "Z" cable products). This is possible because of a highly effective, patented tensioning system.

Auto-Trac® cross member links are made of manganese alloy steel, allowing them to be shorter, narrower and lighter than conventional cross members. This reduces "fly-off" during operation and provides more gripping points. The low-mass "D" cross section of the links also contributes to longer wear because the impact of the cross members on the road surface is reduced and the surface area contacting the road is increased. With a link diameter of 3.5mm for Passenger and 3.8mm for LT, the low profile makes for a smoother ride.

Auto-Trac® also features an aggressive diamond patterned cross-chain designed for superior traction and a smooth ride. The case hardened alloy cross-chains provide extended wear life over standard link chain products.



Chain tensioners should NOT BE USED

Discover the Auto-Trac advantage!

Best Durability in Link Style Chains

Low-mass "D" cross sections reduces impact on road surface. Case hardened manganese alloy cross-chains provide extended wear life over standard link products.

Automatic Installation

Split outside chain allows easy installation and removal, with no need to move the vehicle and no need to manually re-tighten after installation. The two patented, ratcheting tightening system automatically tightens chains while driving.

Auto-Trac® can be installed without moving (or jacking up) the vehicle! The patented, ratcheting tightening system automatically tightens the chain while driving. Just connect the inside cable, attach the two outside self-tighteners and drive! No additional chain tighteners are necessary or recommended.

Easy "3-step" Installation





Diamond Pattern

Meets S.A.E. Class "S" Requirements

Passenger

Better Traction and Smoother Ride

Meets Class "S" clearance requirements. Alloy links allow for lighter crossmembers and lower profiles reducing vehicle vibrations. Diamond pattern provides more gripping points for better lateral traction.

Includes:


- Handy Bag
- Accessory Kit
- Illustrated instructions



Self-Tightening

The high impact, self-tightening ratchet system ensures a snug fit and eliminates the need to stop and retighten the chains after installation. The split outside chain with two ratchet connectors allows easy installation without moving the vehicle.

Pull the Lever and stretch open



Release lever and chain automatically tightens

Smooth Ride

Gentle angles and constant traction under the tire treadface create a very smooth and comfortable ride. Latch continues to cinch up slack with tire movement. Low clearance and great ride.



Stock #	NOTE: Partial listing of tire sizes									Weight per pair (lbs.)	
0152005	175/55-15,	175/65-13,	175/65-14,	175/80-12,	185/50-15,	185/50-16,	185/60-14,	185/65-13,	195/60-13,	205/50-14	9.00
0152505	175/70-14,	185/55-15,	185/65-14,	195/55-14,	195/60-14,	195/65-13,	205/50-15,	205/55-14			9.00
0153005	175/65-15,	185/55-16,	185/65-15,	185/80-13,	195/50-16,	195/60-15,	195/65-14,	205/50-16,	205/60-14,	215/50-15	9.00
0153505	195/55-16,	195/60-16,	195/65-15,	195/70-14,	195/75-14,	205/40-18,	205/45-17,	205/55-15,	205/60-15,	205/65-14	9.00
0154005	195/75-15,	205/50-17,	205/55-16,	205/55-17,	205/60-16,	205/65-15,	205/70-14,	215/45-17,	215/60-15		10.00
0154505	205/65-16,	205/70-15,	215/55-16,	215/60-16,	215/65-15,	225/50-16,	225/70-14,	235/45-17,	245/35-19		10.00
0154705	225/55-16,	225/60-15,	235/40-18,	235/55-16,	245/35-18,	245/40-17,	255/30-19,	255/35-18			11.00
0155005	215/65-16,	215/75-15,	225/75-14,	235/45-18,	245/45-17,	255/45-19,	255/60-14				11.00
0155305	215/60-17,	225/50-18,	225/55-17,	235/60-16,	245/45-18,	245/50-17,	245/60-15				11.00
0155505	225/45-19,	225/60-17,	225/65-16,	225/65-17,	225/70-15,	225/70-16,	235/50-18,	235/65-16			12.00

Packaged: 1 pair per box / 4 pair per master carton

Order unit: Pair

Link Chains



Meets S.A.E. Class "S" Requirements

QUIK GRIP 1100 Highway Service



Includes:
Plastic Box
Instructions

The Economical Standard

No nonsense standard chain that proves reliable day in and day out. Tough case hardened steel twist links handle the job great on fresh or packed snow.

Low Clearance

The only ladder style link chain that meets the Class "S" clearance requirements. Designed for use on vehicles with limited clearance around the tire and wheel well.

Chain Tensioners Required

Sold Separately. (QG20070-10)

Stock #	<i>NOTE: Partial listing of tire sizes</i>									Weight per pair (lbs.)	Replacement Cross Chain #
QG1114	145/65-15,	155/60-15,	155/65-14,	155/80-12,	155/80-13,	165/60-14,	165/70-13,	175/50-14,	185/50-14	8.80	QG5414
QG1118	165/60-15,	165/75-14,	165/80-12,	165/80-13,	175/55-15,	175/65-14,	175/70-13,	185/55-14,	185/65-13	9.60	QG5414
QG1122	165-15,	175/60-16,	175/80-14,	185/55-15,	185/60-14,	185/60-16,	185/70-14,	185/75-14,	185/80-13	10.30	QG5414
QG1126	175/55-16,	175/65-15,	175/70-14,	185/55-16,	185/60-15,	185/65-14,	185/65-15,	205/55-15,	205/60-14	10.20	QG5419
QG1130	195/55-16,	195/60-15,	195/60-16,	195/65-15,	195/75-14,	205/50-16,	205/60-15,	205/70-14,	215/55-15	11.00	QG5419
QG1134	205/50-17,	205/55-16,	205/60-16,	205/65-15,	205/70-15,	215/50-17,	215/55-16,	225/55-16		11.50	QG5420
QG1138	205/65-16,	205/70-16,	215/55-17,	215/55-18,	215/60-16,	215/60-17,	215/65-16,	215/70-15,	225/60-16	12.30	QG5420
QG1142	215/65-17,	215/70-16,	225/50-18,	225/55-18,	225/60-17,	225/70-16,	225/75-15			12.90	QG5422

Packaged: 1 pair per box / 4 pair per master carton

Order unit: Pair

QUIK GRIP 1800



Includes:
Plastic box
Instructions

Not S.A.E. Class "S" Type Chain

Significantly Better Traction

Reinforced "V-Bar" studs grip ice and packed snow better than standard link chain products. Great for hard to reach snow areas.

Chain Tensioners Required

Sold Separately. (QG20070-10)

Stock #	<i>NOTE: Partial listing of tire sizes</i>									Weight per pair (lbs.)	Replacement Cross Chain #
QG1840	195/75-14,	LT195/75-14,	205/55-16,	205/60-16,	205/70-14,	205/70-15,	205/75-14,	215/55-17,	215/60-15	19.35	QG5820
QG1850	215/55-18,	215/65-17,	215/70-16,	225/70-16,	225/75-15,	225/50-18,	225/55-18,	225/65-17		22.35	QG5822
QG1854	205/65-16,	205/75-15,	215/60-16,	215/60-17,	215/65-16,	215/70-15,	225/55-16,	225/60-15,	225/60-16,	19.70	QG5822
	225/65-16										

Packaged: 1 pair per box / 3 pair per master carton

Order unit: Pair



Alternative Traction Device

Meets S.A.E. Class "S" Requirements

SUPER SOX

Advanced Traction Technology

Passenger

Let snow and ice know, you're in control

- For Snow and Icy Conditions.
- 40% More Traction with Metal Spikes
- Tough Urethane Pads for Durability
- Quick and Easy Installation
- Works with ABS & ESP Systems

Low Clearance

The SuperSox fit snugly on the tire adding only 3-4mm to the tire surface. Can be used in very tight wheel clearance applications while driving at reasonable speeds

High Performance

Composite traction patches extend durability up to 4x most other fabric traction devices. Tungsten studs provide up to 5x superior traction performance over other fabric traction devices.

Simple Installation

Find a safe, level area away from traffic. Park vehicle and set park break. On FWD - install on front tires, on RWD - install on rear tires.



Includes:
Handy Bag
Illustrated instructions



Fit SuperSox halfway down over the top of the tire.

Pro tip: Turn front tires for better access on FWD.

Move the vehicle about 3 ft. to drive onto SuperSox.

Pull remainder into position and center. Should fit snug.

Stock #	<i>NOTE: Partial listing of tire sizes</i>
S10	155/70R13, 165/55R14, 165/65R13, 175/60R13, 185/45R15, 185/50R14, 185/55R13, 195/55R13
S14	195/40-16, 155/60-15, 175/50-15, 185/50-15, 195/45-15, 165/60-14, 175/60-14, 185/55-14, 205/50-14, 165/70-13, 175/65-13, 185/60-13, 195/60-13
S18	155/65R15, 155/80R13, 165/60R15, 165/70R14, 175/50R16, 175/55R15, 175/65R14, 175/70R13, 185/55R15, 185/60R14, 185/65R13, 195/45R16, 195/50R15, 195/55R14, 195/65R13, 205/40R16, 205/55R14, 205/60R13, 215/40R16, 215/45R15
S22	185/50-16, 165/65-15, 175/60-15, 185/60-15, 195/55-15, 175/70-14, 185/65-14, 195/60-14, 205/60-14, 185/70-13, 195/70-13
S26	195/40-17, 205/40-17, 225/35-17, 245/35-17, 195/50-16, 205/45-16, 215/45-16, 225/40-16, 255/35-16, 205/50-15, 215/50-15, 235/45-15, 225/55-14, 205/65-13, 215/60-13, 225/60-13
S30	235/35-18, 205/45-17, 215/40-17, 185/55-16, 205/50-16, 215/50-16, 225/45-16, 255/40-16, 185/65-15, 205/55-15, 215/55-15, 225/50-15, 205/65-14, 215/60-14, 205/70-13, 235/60-13
S34	215/40-18, 245/35-18, 215/45-17, 225/45-17, 245/40-17, 185/60-16, 205/55-16, 225/50-16, 245/45-16, 205/60-15, 225/55-15, 245/50-15, 185/75-14, 195/70-14, 225/60-14, 185/80-13
S38	205/45-18, 225/40-18, 205/50-17, 235/45-17, 215/55-16, 235/50-16, 165/80-15, 175/75-15, 185/70-15, 195/65-15, 215/60-15, 235/55-15, 175/80-14, 205/70-14, 215/65-14, 235/60-14
S42	215/45-18, 225/45-18, 235/40-18, 245/40-18, 185/60-17, 205/55-17, 215/50-17, 225/50-17, 235/50-17, 245/45-17, 165/75-16, 175/70-16, 185/65-16, 195/65-16, 205/60-16, 215/60-16, 225/55-16, 235/55-16, 245/50-16, 175/80-15, 195/70-15, 205/65-15, 215/65-15, 225/60-15, 235/60-15, 185/80-14, 195/75-14, 195/80-14, 205/75-14, 215/70-14, 245/60-14
S46	215/50-18, 235/45-18, 265/40-18, 215/55-17, 225/55-17, 175/75-16, 185/75-16, 205/65-16, 225/60-16, 245/55-16, 185/80-15, 195/75-15, 205/70-15, 215/70-15, 225/65-15, 245/60-15
S50	205/55-18, 225/50-18, 235/50-18, 245/45-18, 255/45-18, 215/60-17, 235/55-17, 255/50-17, 205/70-16, 235/60-16, 255/55-16, 205/75-15, 225/70-15, 255/60-15, 205/80-14, 215/75-14
S54	245/50-18, 225/60-17, 245/55-17, 195/75-16, 215/70-16, 225/65-16, 245/60-16, 215/75-15, 225/75-15, 215/80-14
S58	215/35-17, 175/50-16, 195/45-16, 205/40-16, 215/40-16, 155/65-15, 165/60-15, 175/55-15, 185/55-15, 195/50-15, 215/45-15, 165/70-14, 175/65-14, 185/60-14, 195/55-14, 205/55-14, 155/80-13, 175/70-13, 185/65-13, 195/65-13, 205/60-13, 225/55-13
S62	215/80-15, 225/80-15, 245/75-15, 245/70-15, 255/70-15, 205/80-16, 215/75-16, 215/80-16, 225/75-16, 245/70-16, 255/65-16, 215/70-17, 225/70-17, 245/60-17, 245/65-17, 255/60-17, 275/55-17, 205/75-18, 255/55-18, 275/50-18, 255/50-19, 285/45-19, 285/40-20, 285/35-21, 285/30-22
S66	265/70-15, 245/75-16, 255/70-16, 235/70-17, 265/60-17, 275/60-17, 235/65-18, 255/60-18, 265/55-18, 255/55-19, 275/50-19, 255/50-20, 265/45-20, 295/40-20, 265/35-22, 285/35-22
S70	235/80-16, 265/75-15, 265/70-16, 285/65-16, 245/70-17, 265/65-17, 285/60-17, 215/75-18, 265/60/18, 275/60-18, 285/55-18, 265/55-19, 275/55-19, 265/50/20, 295/45-20, 235/85-16, 265/75-16, 275/70-16, 265/70-17, 275/65-17, 285/55-19, 285/50-20, 255/50-21, 285/45-21

A Little Preparation takes you a long way.

Nothing is more assuring in a winter storm.

**Choosing the right chain can be the difference of staying on the road
or off on the side waiting for a Wrecker. The difference may cost less
than tonight's dinner.**

**We strongly recommend you take a look at the options available
and find the one that's right for you.**



GOOD

Quik Grip

Ladder-Style Link Chain
Good for on & off-road, steep grades, deep snow, back roads, unplowed side streets, etc.

Radial Chain

Ladder-Style cable chain
Good for on-road use, packed snow, icy highways and side streets, etc.

BETTER

Z® Passenger and Z® SUV/LT

Diagonal-Pattern Cable Chain
Better for use on-road, steep grades, deep snow, packed snow, icy roads. Compatible with traction control and/or ABS systems.

Quik Grip Alloy

Alloy Ladder-Style Link Chain
Excellent traction and durability for both on and off road applications. Aggressive square rod cross chains are ideal for steep grades, deep snow, ice & mud.

BEST

Super Z6® & Super Z8®

Diagonal-Pattern Cable Chain
Best for on-road, steep grades, deep or packed snow and icy roads. Most compatible with traction control and ABS systems. Outstanding all-around traction. Best for vehicles with restricted clearance.

Z-Chain®

Diagonal-Pattern Cable Chain
All of the benefits of Super Z® plus outstanding traction with unequaled speed & ride capabilities for emergency response equipment.

Auto-Trac®

Diamond-Pattern Link Chain
Easy installation and removal with no need to re-tighten. Best durability of any link-style chain for cars and light trucks. Excellent compatibility with ABS and traction control systems.

Light Truck



LT PRO Z Cables



Meets S.A.E. Class "S" Requirements

Z-CHAIN[®] Diagonal-Pattern Cable Chain provides extreme performance for high-end and professional applications. **The choice of professional fleets everywhere!**

Over the past two decades, Z-Chain has become the winter traction product of choice for police, fire, ambulance and other professional fleets throughout North America. Z-Chain's fast installation, aggressive traction performance and extreme durability simply out-class all other options.

Z-Chain was originally designed for police departments and emergency fleets, but with its high performance features, skiers and other demanding users have found Z-Chain to be the best winter traction product available!

Chain tensioners should **NOT BE USED**



Fast, Secure Installation and Removal

Z-Chain can be installed without the need of moving the vehicle, allowing for faster installation. It's unique fastening system allows for secure installation without the need of additional chain tensioners.

Low Potential Damage to Vehicle

Operates within the space limitations of Class "S" clearance requirements, even in light truck sizes. Doesn't require chain tensioners that can scratch or damage alloy or protruding wheels and wheel covers. Unique fastening system reduces fly-off, provides less road impact and greatly extends the life of the chain.

Superior All-Around Traction Performance

Manganese alloy crossmembers for superior durability. Constant contact between the tire and road surface allows for maximum efficiency of anti-lock brakes(ABS), all-wheel drive (AWD) and other computer assisted traction/braking systems. Diagonal pattern provides greater lateral traction for improved cornering and braking, in addition to starting and stopping.



Outside Fastener



Inside Fastener



Diagonal Crossmember



Includes:
Handy bag
Illustrated instructions
Gloves with long sleeves



Stock #

NOTE: Partial listing of tire sizes

Stock #	175/65-15,	185/55-15,	185/60-15,	185/65-15,	195/50-16,	195/55-16,	195/60-15,	205/50-16	Weight per pair (lbs.)	Replacement Cross Chain #
Z-539									12.58	Z-9380
Z-547	205/50-17,	205/55-16,	205/60-16,	215/45-17,	215/45-18,	215/50-17,	215/60-16,	225/45-17	12.90	Z-9384
Z-555	215/55-17,	215/65-16,	225/45-18,	225/50-17,	225/50-18,	225/55-17,	235/45-18,	245/40-19	13.07	Z-9388
Z-563	215/65-17,	215/70-16,	225/60-17,	235/50-18,	235/55-17,	235/60-16,	245/45-19,	285/35-19	13.42	Z-9388
Z-571	215/55-18,	225/60-18,	225/65-17,	235/50-19,	235/65-17,	235/70-16,	235/75-15		13.70	Z-9390
Z-575	235/55-19,	245/45-20,	245/50-20,	245/65-17,	LT245/70-17,	245/75-15,	255/45-20,	265/60-17	13.82	Z-9394
Z-579	255/55-20,	255/70-18,	265/60-18,	265/65-17,	265/70-17,	LT265/70-17,	265/75-16,		14.01	Z-9394
Z-583	LT255/75-17,	265/70-18,	LT265/70-18,	275/55-20,	275/60-20,	275/70-18,	285/45-22,	LT285/70-17	14.39	Z-9398

Packaged: 1 pair per bag / 3 pair per master carton

Order unit: Pair

Minimum order quantity: Master carton



LT Slim Z Cables

Meets S.A.E. Class "S" Requirements

Super Z⁸

Diagonal-Pattern Cable Chain for vehicles with VERY limited operating clearance.

Automotive designers are constantly trying to build vehicles with larger and more comfortable interior spaces and commercial vehicle designers are trying to make room for a larger payload. The easiest way to do this would be to just make bigger vehicles, but there are legal and practical limits on just how big they can get! So, clever designers first try to make sure there's no existing space that's not being used – like the space around a vehicle's tires. In fact, designers have become so good at finding other uses for this space that there are now hundreds of vehicle models whose owner's manuals warn "don't use tire chains" or words to that effect.

Easy Installation and removal

A split outside cable with two fastening positions allows for easy installation without moving the vehicle, and there's no need to stop and retighten.

Super Low Clearance

Super Z⁸ is based on our Super "Z" ideas, but with a couple of important differences. Super Z⁸ is the only steel traction product that can operate on new, larger SUV tires and small to medium sized commercial vehicles with drive tire clearances as low as 8mm (5/16").

ALLOY Steel for Long Life

Manganese alloy crossmembers for superior durability. Constant contact between the tire and road surface allows for greater compatibility with electronic "Traction Management Systems" (ABS, 4WD & AWD). Diagonal pattern provides greater lateral traction for improved cornering and braking, in addition to starting and stopping. Super Z⁸ is even stronger and more durable than other "Z" products.

Chain tensioners REQUIRED and are included

Light Truck



- Includes:**
- Easy store bag
 - Rubber tensioners
 - Illustrated instructions



Stock #	NOTE: Partial listing of tire sizes								Weight per pair (lbs.)
SZ462	8.25-15TR,	245/70-19.5,	245/75-19.5,	255/70-19.5,	275/70-18,	LT275/70-18,	LT285/70-17,	305/70-16	20.52
SZ468	9.00-15TR,	9.5-17.5,	255/60-22.5,	265/70-19.5,	LT265/85-16,	LT275/65-20,	285/65-18,	LT295/75-17	21.26
SZ474	33x12.50-15LT,	33x12.50-17,	33x12.50-20,	295/70-17,	305/60-18,	LT305/65-17,	315/70-16,	325/50-20	21.21
SZ480	33x13.50-15LT,	36x14-15LT,	36x14.50-15LT,	36x14.50-16.5LT,	36x15.50-15LT,	355/65-15			23.07
SZ486	10.00-15TR,	245/70-22.5,	285/70-19.5,	LT305/65-18,	305/70-17,	315/75-16,	315/75-17		23.14
SZ492	8.25-20,	9-22.5,	245/75-22.5,	255/75-22.5,	295/75-17.5,	305/70-18,	LT315/70-17,	325/65-18	23.20
SZ497	7.00-20,	10-17.5,	225/70-22.5,	255/70-22.5,	265/75-19.5,	275/70-19.5,	295/70-19.5,	LT305/85-16	20.64

Packaged: 1 pair per bag / 2 pair per master carton

Order unit: Pair

Minimum order quantity: Master carton

LT/SUV Standard Cable



Meets S.A.E. Class "S" Requirements



Z® cable chain is the most popular choice for passenger cars, light truck and SUV's. "Z" Performance for passenger, light trucks, SUVs and 4x4s at a moderate price.

Z® SUV/LT is Z® Passengers series companion product for sport utility vehicles and pickups. The design is the same as the Z® Passengers, but features larger and tougher components. This product also features the same "designed-in" rubber tensioner as the Z® Passengers so there is no need to stop and retighten. Z® SUV/LT covers the majority of light truck tires with only five stock numbers.



Includes:
Plastic Box rubber tensioners
Illustrated instructions.

Easy Installation and Removal

The fastest, easiest installation of any traction product, with included rubber tighteners.

Superior All-Around Traction Performance


Better all-around traction performance than conventional cable or link tire chains. Traction coils provide greater durability to conventional link chains. Better compatibility with anti-lock brakes, traction control, all-wheel drive and other electronically monitored control systems.

Stock #	NOTE: Partial listing of tire sizes								Weight per pair (Lbs.)	Replacement Cross Chain #
ZT729	225/60-18,	235/55-19,	235/60-18,	235/65-17,	235/70-16,	235/75-15,	245/45-20,	265/40-20	11.32	ZT1742
ZT735	235/65-18,	245/50-20,	245/55-19,	245/60-18,	245/65-17,	245/70-16,	275/40-20		11.43	ZT1742
ZT741	245/60-20,	245/70-17,	245/75-17,	LT245/75-17,	255/60-18,	265/50-19,	265/70-16,	275/45-20	11.97	ZT1744
ZT747	LT235/80-17,	255/55-20,	255/70-18,	265/50-20,	265/65-18,	265/70-17,	LT265/70-17,	265/75-16	12.50	ZT1746
ZT751	LT255/75-17,	265/70-18,	LT265/70-18,	275/55-20,	275/60-20,	275/65-18,	LT275/65-18,	285/45-22	12.54	ZT1746

Packaged: 1 pair per box / 2 pair per master carton

Order unit: Pair

RADIAL CHAIN



The "original" cable chain for cars & light trucks

Radial Chain was originally conceived to save sidewall wear on radial tires and was the first brand name in "cable chain" winter traction products. Its consumer friendly features caused a revolution in winter traction, and it's still recognized as a market leader.

Does Not Meet S.A.E. Class "S" Requirements

Simple Mounting and Removal

All metal fastening system and it's low weight allow for Radial Chain to be installed in just minutes.

Long Life and Smooth Ride

All steel construction means that components last longer and wear less. Coils wear evenly across all surfaces extending the life of the chain.

Low Operating Requirements

Operates within relatively low space limitations. Doesn't require chain tensioners that can damage alloy or protruding wheels and wheel covers.



Includes:
Box
Rubber tensioners
Illustrated instructions



Stock #	NOTE: Partial listing of tire sizes								Weight per pair (Lbs.)
TC2111MM	225/55-18,	225/60-18,	225/65-17,	LT225/75-16,	235/65-17,	235/70-16,	235/75-15		10.80
TC2212MM	235/60-18,	235/75-16,	235/75-17,	245/50-19,	245/55-18,	245/65-17,	245/70-17,	LT245/70-17	11.50
TC2512MM	LT235/80-17,	245/75-16,	LT245/75-16,	LT245/75-17,	255/65-18,	265/70-17,	LT265/70-17,	265/75-16	12.70

Packaged: 1 pair per box / 4 pair per master carton

Order unit: Pair

Minimum order quantity: Master carton



Auto Tension-Diamond

Meets S.A.E. Class "S" Requirements



The Auto-Trac® advantage:
It automatically adjusts and tightens while you drive!

Auto-Trac® snow chains feature a patented Automatic Tightening and Centering System.

Auto-Trac® can be installed without moving (or jacking up) the vehicle! The patented, ratcheting tightening system automatically tightens the chain while driving. Just connect the inside cable, attach the two outside self-tighteners and drive! No additional chain tighteners are necessary or recommended.

Auto-Trac® cross member links are made of manganese alloy steel, allowing them to be shorter, narrower and lighter than conventional cross members. This reduces "fly-off" during operation and provides more gripping points. The high impact, self-tightening ratchet system ensures a snug fit and eliminates the need to stop and retighten the chains after installation. Auto-Trac® also features an aggressive diamond patterned cross-chain designed for superior traction and a smooth ride.

Discover the Auto-Trac advantage!

Automagic Installation


Split outside chain allows easy installation and removal, with no need to move the vehicle and no need to manually re-tighten after installation. The two patented, ratcheting tightening system automatically tightens chains while driving.

Better Traction and Smoother Ride

Meets Class "S" clearance requirements. 3.8mm alloy links allow for lighter crossmembers and lower profiles reducing vehicle vibrations. Diamond pattern provides more gripping points for better lateral traction.

Best Durability in Link Style Chains

Low-mass "D" cross sections reduces impact on road surface. Case hardened manganese alloy cross-chains provide extended wear life over standard link products.



Chain tensioners should NOT BE USED

Light Truck

Easy "3-step" Installation



Includes:

- Bag
- Illustrated instructions
- Plastic gloves
- Accessory kit



Stock #	NOTE: Partial listing of tire sizes								Weight per pair (Lbs.)		
0231705	215/80-16,	LT225/75-17,	LT225/85-16,	275/35-19,	285/30-19				13.00		
0231805	225/55-19,	225/60-18,	235/50-19,	245/45-19,	285/35-20				14.00		
0231905	225/75-16,	235/75-16,	LT235/75-16,	235/75-15,	LT235/75-15				14.00		
0232105	31x10.50-15LT,	245/60-20,	LT245/75-17,	255/70-16,	255/70-17,	265/40-22,	275/45-20		14.00		
0232405	235/55-19,	255/60-18,	255/65-16,	265/65-16,	275/40-20,	275/45-18			14.00		
0232605	255/75-17,	LT255/75-17,	265/75-15,	265/75-16,	LT265/75-16,	275/45-22			15.00		
0232805	275/70-18,	LT275/65-18,	265/70-18,	LT265/70-18,	LT275/70-17,	LT285/70-17,	275/65-18,	275/60-20,	255/70-18,	275/55-20	16.00

Packaged: 1 pair per box / 2 pair per master carton

Order unit: Pair

LT Link Chain



NOT Made for S.A.E. Class "S" Requirements

QUIK GRIP 2200 Light Truck



The Standard in Traction Performance

The Quik Grip – Type LSH is a standard twist link chain designed for moderate snow and ice. These are available in both CAM style and NON-CAM style versions. The CAM lock is a convenient way to tighten down the chains without tensioners.

Chain tensioners (QG20007, QG20071, or QG20074-10) are required for NON-CAM product and optional for CAM, sold separately. CAM tool (QG20095) is supplied in each bag of CAM chain

Tensioners, replacement cross members and other parts are available through some retailers.

Packaged in:

Cloth bag with cam tool



Duals

Single		Single Cam		Dual Triple		Dual Triple Cam		Cross Chain			
Stock #	Weight per pair (lbs.)	Stock #	Weight per pair (lbs.)	Stock #	Weight per pair (lbs.)	Stock #	Weight per pair (lbs.)	CC Stock #	Dia. (Inches)	No. of links	
QG2209	22.30	-	-	-	-	-	-	7-14.5, 7.00-14LT, LT195/75-14, 195/75-16, 195/75-16	QG6219	0.219	9
QG2211	25.25	-	-	-	-	-	-	7.00-15, 7-17.5, 215/75-15, LT215/75-15	QG6219	0.219	9
QG2214	29.25	QG2214CAM	27.00	-	-	-	-	7.00-18, 7.00-20, 7-22.5, 7.50-17, 8-19.5, 225/70-22.5	QG6221	0.219	10
QG2216	24.25	QG2216CAM	22.00	-	-	-	-	8.00-16.5, 27X8.50-14, 205/75-16, 205/80-16, 225/70-15	QG6221	0.219	10
QG2219	26.00	QG2219CAM	25.00	QG4219	44.00	QG4219CAM	45.00	8-17.5, 205/75-17.5, 215/85-16, 225/70-17, 235/55-19, 245/45/20	QG6221	0.219	10
QG2221	28.00	QG2221CAM	26.50	QG4221	47.00	QG4221CAM	48.00	215/75-17.5, 225/70-19.5, 235/75-16, 245/70-17, 245/70-17, 245/75-16	QG6221	0.219	10
QG2226	32.80	QG2226CAM	33.00	-	-	-	-	295/75-17.5, 305/70-17, 305/70-18, 315/70-17, 315/75-16, 315/75-17	QG6229	0.219	14
QG2228	30.50	QG2228CAM	29.00	-	-	QG4228CAM	48.80	235/80-17, 245/75-19.5, 255/70-18, 265/70-17	QG6225	0.219	12
QG2229	26.70	QG2229CAM	25.00	-	-	QG4229CAM	46.00	225/60-18, 225/65-17, 235/60-18, 235/70-16, 245/60-18, 245/65-17	QG6225	0.219	12

NOTE: Partial listing of tire sizes

Packaged: 1 pair per plastic box, 3 pair per master carton

Order unit: Pair



Alloy - Square Rod

NOT Made for S.A.E. Class "S" Requirements

Square Rod Link Chain



Square Rod Quik Grip Alloy chains are available in both singles and duals. Quik Grip Alloy cross chains are made from high grade manganese alloy steel. Alloy tire chains wear considerably longer than regular carbon steel chains. This makes them ideal for trucks that use their chains often and/or for extended periods of time. The "square rod" links have more gripping power than round rod chains. The heavy duty cross chains will out perform any traditional ladder link chain on the market, lasting longer and providing much more aggressive traction.

Long-Wearing Straight Square Rod Links

Large 5.5mm and Oversized 7mm heavy duty alloy links for better life and grip. Square rod links have more gripping power than traditional round rod link chains.

Extra Durable Alloy Steel

Extra durable manganese alloy steel with a yellow chromate finish for long durability. Deep case hardening resists wear and reduces chance of breakage over the life of the chain.

Built-in CAM Tightening System


Chain tensioners (QG20007, QG20071, or QG20074-10) are required for NON-CAM product and optional for CAM, sold separately. CAM tool (QG20095) is supplied in each bag of CAM chain

Light Truck



Packaged in:

Cloth bag



Reversible For longer life

Single		Dual Triple		Cross Chain			
Stock #	Weight per pair (Lbs.)	Stock #	Weight per pair (Lbs.)	CC Stock #	Dia. (mm)	No. of links	
QG2121	28.30	QG4121	46.25	NOTE: Partial listing of tire sizes			
QG2126	30.50	-	-	215/75-17.5, 225/70-19.5, 235/75-16, 245/70-17, LT245/70-17, LT245/75-16	QG6121	5.5	10
QG2128	30.10	QG4128	49.95	295/75-17.5, 305/70-17, 305/70-18, LT315/70-17, 315/75-16, 315/75-17	QG6127	5.5	14
QG2129	25.75	-	-	LT235/80-17, 245/75-19.5, 255/70-18, LT265/70-17	QG6125	5.5	12
QG3110	24.90	-	-	225/60-18, 225/65-17, 235/60-18, 235/70-16, 245/60-18, 245/65-17	QG6125	5.5	12
QG3127	42.25	-	-	235/65-18, 245/60-18, 255/50-20, 255/65-16, 255/70-16, 265/70-16	QG6125	5.5	12
QG3129	44.65	-	-	255/70-17, LT255/75-17, LT265/70-18, 265/75-16, LT265/75-16,	QG6153	7	13
				275/55-20, 275/60-20, LT275/70-18, 285/70-17, 295/70-17, 305/70-16	QG6155	7	15

Packaged: Single 1 pair per bag

Order unit: Pair

Reinforced V-Bar

NOT Made for S.A.E. Class "S" Requirements



QUIK GRIP BAR LT

The Agressive Standard Link V-Bar Chain

Quik Grip link chain for heavy duty light trucks is available in bar-reinforced styles (QG2800 Series for singles and QG4800 Series for duals). Often used for plowing, off-road jobs, hunting, and utility services.

Chain tensioners (QG20007, QG20071, or QG20074-10) are required for NON-CAM product and optional for CAM, sold separately. CAM tool (QG20095) is supplied in each bag of CAM chain.

Please Note: This traction product is made for aggressive traction.



Packaged in:

Heavy duty cloth bag



Duals

Single		Single Cam		Dual Triple		NOTE: Partial listing of tire sizes	Cross Chain		
Stock #	Weight per pair (lbs.)	Stock #	Weight per pair (lbs.)	Stock #	Weight per pair (lbs.)		CC Stock #	Dia. (Inches)	No. of links
QG2809	22.00	-	-	-	-	7-14.5, 7.00-14LT, LT195/75-14, 195/75-16, 195/75-16	QG6819	0.234	9
QG2811	26.00	-	-	-	-	7.00-15, 7-17.5, 215/75-15, LT215/75-15	QG6819	0.234	9
QG2814	30.00	QG2814CAM	31.90	QG4814	49.25	7.00-18, 7.00-20, 7-22.5, 7.50-17, 8-19.5, 225/70-22.5	QG6821	0.234	10
QG2816	24.00	QG2816CAM	35.50	QG4816	41.00	8.00-16.5, 27X8.50-14, 205/75-16, 205/80-16, 225/70-15	QG6821	0.234	10
QG2819	26.50	QG2819CAM	27.00	QG4819	44.00	8-17.5, 205/75-17.5, 215/85-16, 225/70-17, 235/55-19, 245/45/20	QG6821	0.234	10
QG2821	28.00	QG2821CAM	28.50	QG4821	47.00	215/75-17.5, 225/70-19.5, 235/75-16, 245/70-17, 245/70-17, 245/75-16	QG6821	0.234	10
QG2826	36.80	QG2826CAM	37.20	QG4826	55.25	295/75-17.5, 305/70-17, 305/70-18, 315/70-17, 315/75-16, 315/75-17	QG6829	0.234	14
QG2828	31.00	QG2828CAM	31.50	QG4828	47.80	235/80-17, 245/75-19.5, 255/70-18, 265/70-17	QG6825	0.234	12
QG2829	27.00	QG2829CAM	27.50	QG4829	45.00	225/60-18, 225/65-17, 235/60-18, 235/70-16, 245/60-18, 245/65-17	QG6825	0.234	12

Packaged: Single 1 pair per bag

Order unit: Pair



Heavy Duty V-Bar

NOT Made for S.A.E. Class "S" Requirements

QUIK GRIP BAR HD

Heavy Duty V-bar chains come from an old tradition of specialized chain made for the toughest conditions in Canada and Alaska. In these bitter cold temperatures, icy road surfaces, blizzard conditions, it is critical to have equipment that won't fail risking down time and injury. Professional grade components built all around tough and dependable will assure you get the job done and make it home safe.

Work requirements often take us deeper into harsh environments with unforeseeable conditions that demand more aggressive traction to make it through and back safely. Make sure you have equipment that is up to the task and dependable.

Heavy Duty V-Bar for Professional Use

In this business, size matters.

- 20% larger .281 cross chain for more aggressive applications, greater torque, and longer life.
- 40% larger side chain for tough applications.
- 50% larger end hooks resist opening with severe use.

Special CTO Heat Treatment

These heavy duty V-Bar chains undergo a special heat treatment to prevent brittleness in extreme cold conditions found in Canada, Rocky Mountains, Alaska, and other high altitude cold environments.

Built-in CAM Tightening System

Tensioners not required for the perfect fit.



Light Truck

Packaged in:

Cloth bag with cam tool



Regular		Cam Style		Cross Chain		
Stock #	Weight per pair (Lbs.)	Stock #	Weight per pair (Lbs.)	CC Stock #	Dia. (Inches)	No. of links
QGV315	39.50	QGVC315	40.00	QGV5315	0.281	9
QGV320	43.00	QGVC320	43.50	QGV5315	0.281	9
QGV322	45.00	QGVC322	45.50	QGV5315	0.281	9

NOTE: Partial listing of tire sizes

Packaged: Single 1 pair per bag

Order unit: Pair

4WD & Wide



NOT Made for S.A.E. Class "S" Requirements

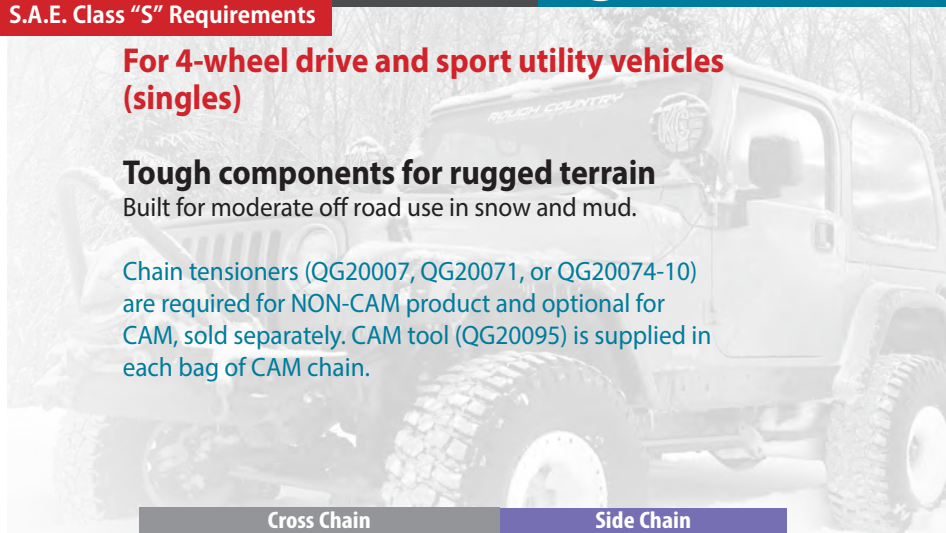
QUIK GRIP Wide



For 4-wheel drive and sport utility vehicles (singles)

Tough components for rugged terrain
Built for moderate off road use in snow and mud.

Chain tensioners (QG20007, QG20071, or QG20074-10) are required for NON-CAM product and optional for CAM, sold separately. CAM tool (QG20095) is supplied in each bag of CAM chain.



Regular		Cam Style		NOTE: Partial listing of tire sizes						Cross Chain			Side Chain		
Stock #	Weight per pair (Lbs.)	Stock #	Weight per pair (Lbs.)	CC Stock #	Dia. (Inches)	No. of links	CC Hook #	SC Stock #	Dia. (Inches)	Fastener Stock #					
QG3210	24.70	QG3210CAM	27.50	235/65-18, 255/65-16,	245/60-18, 255/70-16,	255/50-20, 265/70-16	QG6225	0.234	12	QG20051	QG30040	0.219	QG20063		
QG3227	37.10	QG3227CAM	38.00	255/70-17, 265/75-16,	LT255/75-17, LT265/75-16	LT265/70-18,	QG6253	0.281	10	QG20053	QG30060	0.281	QG20065		
QG3228	34.00			245/85-17, 275/65-19,	275/70-17.5, 255/60-20	235/80-18, 325/40-22	QG6253	0.281	10	QG20053	QG30060	0.281	QG20065		
QG3229	39.40	QG3229CAM	41.10	275/55-20, LT285/70-17,	275/60-20, 295/70-17,	LT275/70-18, 305/70-16	QG6259	0.281	12	QG20053	QG30060	0.281	QG20065		
QG3231	40.80			325/70-17, 285/55-22,	L275/80-17, 35x13.50-16	315/60-20,	QG6259	0.281	12	QG20053	QG30060	0.281	QG20065		
QG3235	46.00			36x15.50-15LT, 38x15.50-20LT,	37x12.50-16.5LT, 325/65-18,	38x14.50-17, 345/70-18	QG6259	0.281	12	QG20053	QG30060	0.281	QG20065		
QG3237	42.00			31x15.50-15, 31x15.50-15LT			QG6265	0.281	16	QG20053	QG30060	0.281	QG20065		

Packaged: 1 pair per bag

Order unit: Pair

QUIK GRIP Mud



Packaged in:

Heavy duty cloth bag



For 4-wheel drive and sport utility vehicles

Big, Bold, and Mighty

In mud and deep snow, size counts. Bigger cross chains, stronger side chain, stronger connectors. Designed specifically for mud and snow, these chains get you through it.

Chain Tensioner Required

Sold Separately (QG20007, QG20071, or QG20074-10)

Single		Dual		NOTE: Partial listing of tire sizes						Cross Chain		
Stock #	Weight per pair (lbs.)	Stock #	Weight per pair (lbs.)	CC Stock #	Dia. (Inches)	No. of links						
QG2435	37.00	-	-	205/75-17.5, 235/65-18, 235/70-16, 235/75-15, 235/75-16, 245/60-18	QG6256	0.312	8					
QG2437	39.50	-	-	215/75-17.5, 225/70-19.5, 225/75-19.5, 235/75-17, 235/75-17.5, 235/80-17, 245/75-16	QG6256	0.312	8					
QG2439	42.00	-	-	255/70-18, 265/65-17, 265/75-16, 265/70-17, 265/70-17, 275/65-18	QG6260	0.312	9					
		* 0441220	82.00	7.00-17, 8.50-17.5, 9.50-16.5, 235/85-16, 245/75-16, 255/75-16	0625610	0.312	8					

Packaged: Single 1 pair per bag, Dual Triple 1/2 pair per bag Order unit: Pair * USA Made- sold in a drum



4WD & Wide

NOT Made for S.A.E. Class "S" Requirements

For 4-wheel drive and sport utility vehicles (singles)
Maximum recommended speed is 20mph.



Significantly Better Traction

Reinforced "V-Bar" studs grip ice and packed snow better than standard link chain products. Great for hard to reach snow areas.

Chain Tensioner Required

Sold Separately (QG20007, QG20071, or QG20074-10)



QUIK GRIP BAR Wide



Light Truck

Stock #	NOTE: Partial listing of tire sizes	Weight per pair (lbs.)	Cross Chain			Side Chain			
			CC Stock #	Dia. (Inches)	No. of links	CC Hook #	SC Stock #	Dia. (Inches)	Fastener Stock #
QG3810	235/65-18, 245/60-18, 255/50-20, 255/65-16, 255/70-16, 265/70-16	28.75	QG6825	0.234	12	QG20051	QG30040	0.219	QG20063
QG3827	255/70-17, LT255/75-17, 265/70-18, 265/75-16, 265/75-16, 275/65-18	40.00	QG6853	0.281	10	QG20053	QG30060	0.281	QG20065
QG3829	275/55-20, 275/60-20, 275/70-18, 285/70-17, 295/70-17, 305/70-16	43.00	QG6859	0.281	12	QG20053	QG30060	0.281	QG20065

Packaged: 1 pair per bag

Order unit: Pair

4-wheel drive, SUV, and professional use

Strong Alloy for long life on or off road

Aggressive straight edge technology and advanced steel alloys make this a tough and long lasting choice for the user who is looking for all-round performance and long life. Built to last several times longer than normal chains.

Chain Tensioner NOT Required

QUIK GRIP ALLOY Square HD Wide

Packaged in:

Cloth bag
Cam tool



Stock #	Weight per pair (Lbs.)	NOTE: Partial listing of tire sizes	Cross Chain		
			CC Stock #	Dia. (Inches)	No. of links
QG3110	24.90	235/65-18, 245/60-18, 255/50-20, 255/65-16, 255/70-16, 265/70-16	QG6125	5.5mm	12
QG3127	42.25	255/70-17, LT255/75-17, LT265/70-18, 265/75-16, LT265/75-16, LT275/65-18	QG6153	7mm	13
QG3129	44.65	275/55-20, 275/60-20, LT275/70-18, 285/70-17, 295/70-17, 305/70-16	QG6155	7mm	15
QG3135	45.00	35x12.5-15, 35x12.5-18, 37x13.5-18, 37x14.5-20, (adjustable sizing)	QG6155	7mm	15
QG3136	47.00	38x14.5-20, 38x15.5-20, 40x13.5-17, 40x15.5-20 (adjustable sizing)	QG6157	7mm	19

Packaged: Single 1 pair per bag

Order unit: Pair

Reversible
For longer life

A Good Set of Chains

**Looking for assurance in a winter storm?
Need stability to stay in control?**

**Choosing the right chain can be the difference of staying on the road
or off in a ditch waiting for a Wrecker.**

**We strongly recommend you take a look at the options available and
find the one that's right for you.**

Commercial Truck Chains

Whether you are a large fleet, small owner operator, special carrier, construction unit, driver, manager, owner etc. you'll know that winter weather can create a whole new set of circumstances that make your job more more difficult. Getting out and installing chains on a cold and windy night, making sure chains are in good order and ready for the next trip, repairing or replacing worn out chains, or balancing the options of sitting the storm out and losing the income for those days. We understand these stories and work every-day to make our chains easier to install, longer lasting, smoother to drive on, and more affordable.

Today's Trucks are more advanced and complex than ever before. Driving assistance, braking systems, ride control, and air dynamics all work together with driver skill to move your trucks and drivers down the road with ease and efficiency. Advances in Traction Chains are also helping drivers maintain traction, stability, and control over the passes and through packed ice and deep snow. Peerless Brand Tire chains are leading the way in new technology, improved traction, longer life, and easier installations. You may not think you need tire chains now, but imagine how nice it will be when the conditions require you to have them.

GOOD

Quik Grip

Ladder-Style Link Chain

Good for on & off-road, steep grades, deep snow, back roads, unplowed side streets, etc.

Radial Chain

Ladder-Style cable chain

Good for on-road use, packed snow, icy highways and side streets, etc.

BETTER

Z[®] Passenger and Z[®] SUV/LT

Diagonal-Pattern Cable Chain

Better for use on-road, steep grades, deep snow, packed snow, icy roads. Compatible with traction control and/or ABS systems.

Quik Grip Alloy

Alloy Ladder-Style Link Chain

Excellent traction and durability for both on and off road applications. Aggressive square rod cross chains are ideal for steep grades, deep snow, ice & mud.

BEST

Super Z[®] HD

Best for on-road, steep grades, deep or packed snow and icy roads. Most compatible with traction control and ABS systems. Outstanding all-around traction. Best for vehicles with restricted clearance.

Diamond Blue[®]

Diamond-Pattern Link Chain

Easy installation and removal with best durability of any link-style chain for trucks. Excellent compatibility with ABS and traction control systems.

Studded Chain

8mm Studded Link Chain

Outstanding grip performance for rough and hazardous terrain. Keeps you on the road and in control.



Commercial Truck

SUPER SOX

Advanced Traction Technology

Must have gear. Make sure you're prepared for winter weather.

Fits most standard truck tires. No special instructions... just slip over your tire and you're on your way.



HD100 Series – SuperSox with spike Pads. Grip Fabric, Polyethylene Wear Pads and Spikes



Includes:
Handy Bag
Illustrated instructions



HD200 series – SuperSox with Jacquard Pro Long lasting Fabric with gripping woven texture

Extra Spike Traction

Tungsten steel spikes grab the ice around corners as well as starting and stopping. Spikes also offer superior traction on packed snow.

Easy Installation

Intuitive design is really as simple as slipping the SuperSox half way over the tire, and then moving forward half a tire distance and slipping the rest on tire to finish.

Traction Pads for longer life

Fabric synergistically while adding significant traction and stability to the overall performance of these SuperSox.

Lightweight and easy to store

SuperSox come in a small easy to store package and weigh only 10% of standard truck chains. After use, just dry them off and fold back up for easy storage.

No damage to wheels

If you are fearful of potential damage tire chains can have on Aluminum or Alloy wheels, SuperSox is perfect for your application.

Extra Long Life Jacquard Fabric

If you are looking to extend the life of your SuperSox this specially woven fabric stands the test with superior wear and additional traction benefits.

Stock #		** Partial listing of tire sizes	Spike Pad		JacQuard Pro	
Spike	JacQuard		No. of Pads	Weight/Pair (lbs.)	No. of CC per 1/2 pair	Weight per pair (lbs.)
S100	S200	245/80-22.5, 255/75-22.5, 255/80-22.5, 265/75-22.5, 275/70-22.5, 275/75-22.5, 285/75-22.5, 295/70-22.5	23	6.0	0	4.0
S120	S220	11-22.5, 275/80-22.5, 285/70-24.5, 285/75-24.5, 285/80-22.5, 295/75-22.5, 295/80-22.5, 305/70-22.5, 315/70-22.5, 315/75-22.5	25	7.0	0	5.0
S140	S240	11-24.5, 275/80-24.5, 285/80-24.5, 295/75-24.5, 305/75-24.5, 305/80-22.5, 305/85-22.5, 315/80-22.5, 320/75-24	27	8.0	0	6.0

Packaged: 1 pair per bag

Order unit: Pair



HD Truck Specialty Chains

Diamond Blue

Diamond Blue cross chains are made from high grade manganese alloy steel. Alloy tire chains wear considerably longer than regular carbon steel chains. This makes them ideal for trucks that use their chains often and/or for extended periods of time. Diamond Blue weigh an average of 25% less than equivalent standard highway chains making them easier to install. The “D” shaped or “square rod” links have more gripping power than round rod chains.

Combine that with the diamond pattern design of the cross chains, and they have proven to be among the longest lasting, best gripping, most dependable chains on the market.

Diamond Blue Features:

- Bell shaped cross chain end hooks.
- 5.5mm “D” shaped alloy cross chains.
- Diamond pattern cross chains provide better lateral traction than ladder style chain.
- Silver zinc finish with blue powdercoat side chain.

See Traction Products comparison chart on page 14.



Commercial Truck




Stock #	** Partial listing of tire sizes				Weight per pair (lbs.)	Cross Chain			Side Chain			
						CC Stock #	Dia. (mm)	No. of links	CC Hook #	SC Stock #	Dia. (mm)	Fastener Stock #
DB2141	9.00-20,	10-22.5			39.60	DB6051	5.5	9-5-11	*DB9853	DB30050	5.5	*DB9886
DB2143	275/75-22.5,	275/80-22.5,	285/75-22.5,	295/70-22.5,	40.80	DB6053	5.5	11-5-11	*DB9853	DB30050	5.5	*DB9886
	295/75-22.5											
DB2145	10.00-20,	11-22.5,	13/80-20,	285/70-24.5,	40.50	DB6051	5.5	9-5-11	*DB9853	DB30050	5.5	*DB9886
	305/70-22.5,	315/70-22.5										
DB2147	275/80-24.5,	285/75-24.5			41.75	DB6053	5.5	11-5-11	*DB9853	DB30050	5.5	*DB9886
DB2149	10.00-22,	11-24.5			40.75	DB6051	5.5	9-5-11	*DB9853	DB30050	5.5	*DB9886
DB2151	11.00-20,	12-22.5,	285/80-22.5,	285/80-24.5,	42.25	DB6053	5.5	11-5-11	*DB9853	DB30050	5.5	*DB9886
	295/80-22.5,	315/80-22.5										

Packaged: 1 pair per bag

Order unit: Pair

QUIK GRIP Standard Highway Service Chains



Duals

Ask about our Bulk Load container programs

Chain tensioners (QG20009, QG20069 or QG20073) are required for NON-CAM product and optional for CAM, sold separately.

CAM tool (QG20095) is supplied in each bag of CAM chain.

Single		Single Cam		Dual Triple		Dual Triple Cam		NOTE: Partial listing of tire sizes	Cross Chain		
Stock #	Weight per pair (lbs.)	Stock #	Weight per pair (lbs.)	Stock #	Weight per pair (lbs.)	Stock #	Weight per pair (lbs.)		CC Stock #	Dia. (Inches)	No. of links
QG2235	62.80	-	-	QG4235	102.50	-	-	11.5-22.5, 295/75-24.5	QG6255	0.281	11
QG2237	40.00	-	-	QG4237	74.00	-	-	7.50-20, 245/70-22.5, 255/60-22.5, 265/75-19.5	QG6251	0.281	9
QG2239	45.00	QG2239CAM	46.00	QG4239	80.00	QG4239CAM	82.00	8.25-20, 9-22.5, 245/75-22.5, 255/70-22.5, 275/70-22.5	QG6251	0.281	9
QG2241	49.00	QG2241CAM	49.00	QG4241	85.00	QG4241CAM	86.00	9.00-20, 10-22.5	QG6251	0.281	9
QG2243	49.70	QG2243CAM	52.30	QG4243	91.00	QG4243CAM	92.00	275/75-22.5, 275/80-22.5, 285/75-22.5, 295/70-22.5	QG6253	0.281	10
QG2245	50.60	QG2245CAM	52.40	QG4245	92.00	QG4245CAM	94.00	10.00-20, 11-22.5, 13/80-20, 285/70-24.5	QG6251	0.281	9
QG2247	51.50	QG2247CAM	52.30	QG4247	94.00	QG4247CAM	96.00	275/80-24.5, 285/75-24.5	QG6255	0.281	11
QG2249	53.00	QG2249CAM	55.70	QG4249	96.00	QG4249CAM	100.00	10.00-22, 11-24.5	QG6253	0.281	10
QG2251	63.00	QG2251CAM	66.50	QG4251	114.00	-	-	11.00-20, 12-22.5, 285/80-22.5, 295/80-22.5, 305/80-22.5	QG6260	0.312	9
QG2255	67.00	QG2255CAM	71.50	QG4255	128.00	-	-	12.00-20, 12.75-22.5, 305/75-24.5, 305/85-22.5, 315/80-22.5	QG6263	0.312	10
QG2257	74.80	-	-	-	-	-	-	12.00-24	QG6263	0.312	10

Packaged: Single 1 pair per bag, Dual Triple 1/2 pair per bag

Order unit: Pair

QUIK GRIP Super Single



Packaged in:

Cloth bag
Cam tool



Super Single Wide Base Super Chain

Chain tensioners (QG20009, QG20069 or QG20073) are required for NON-CAM product and optional for CAM, sold separately.

CAM tool (QG20095) is supplied in each bag of CAM chain.

Regular		Cam Style		NOTE: Partial listing of tire sizes	Cross Chain		
Stock #	Weight per pair (lbs.)	Stock #	Weight per pair (lbs.)		CC Stock #	Dia. (Inches)	No. of links
QG3255	68.00	-	-	15-22.5, 16.5-19.5, 365/85-20, 385/65-22.5, 445/55-22.5	QG7213	0.312	13
QG3261	82.00	-	-	19-22.5, 19.5-19.5, 395/85-20, 445/65-22.5	QG7214	0.312	14
QG3269	67.00	*QG3269CAM	72.50	445/50-22.5, 455/50-22.5	QG7215	0.312	15
-	-	*QG3271CAM	73.50	16.5-22.5, 425/55-22.5, 425/65-22.5, 425/70-22.5, 445/65-19.5	QG7215	0.312	15

Packaged: Single 1 pair per bag

Order unit: Pair

*6 cams for superior performance



Truck Heavy Duty Chains

Professional grade components built all around tough and dependable will assure you get the job done and make it home safe. Work requirements often take us deeper into harsh environments with unforeseeable conditions that demand more aggressive traction to make it through and back safely. Make sure you have equipment that is up to the task and dependable.

QUIK GRIP HD

Built-in CAM Tightening System

Tensioners not required for the perfect fit.
Cam tool included.



Single		Dual Triple	
Stock #	Weight per pair (lbs.)	Stock #	Weight per pair (lbs.)
QG2236HD	58.00	QG4236HD	104.50
QG2244HD	57.00	QG4244HD	102.00
QG2250HD	60.00	QG4250HD	107.00

NOTE: Partial listing of tire sizes

275/80-24.5, 285/75-24.5
10.00-20, 11-22.5, 275/80-22.5, 275/80-24.5, 295/70-22.5, 295/75-22.5
10.00-22, 11-24.5

Cross Chain		
CC Stock #	Dia. (Inches)	No. of links
QG6263	0.312	10
QG6260	0.312	9
QG6260	0.312	9

Packaged: Single 1 pair per bag, Dual Triple 1/2 pair per bag

Order unit: Pair

Big, Bold, and Mighty

In mud and deep snow, size counts. Bigger cross chains, stronger side chain, stronger connectors. Designed specifically for mud and snow, these chains get you through it. Great for trucks who need to back into off-road conditions.

QUIK GRIP Mud Off-Road

Commercial Truck

Chain Tensioner Required

Sold Separately (QG20009, QG20069, or QG20073)



Single		Dual Triple	
Stock #	Weight per pair (lbs.)	Stock #	Weight per pair (lbs.)
QG2448	77.50	QG4448	142.00
QG2452	82.50	QG4461	151.00
-	-	* 0443520	130.00
-	-	* 0443720	141.00
-	-	* 0444820	153.00
-	-	* 0446120	

Mud Service Chain

NOTE: Partial listing of tire sizes

10.00-20, 11-22.5
10.00-22, 11.00-20, 11-24.5, 12-22.5, 305/85-22.5
8.25-20, 9-22.5, 235/80-22.5, 245/75-22.5, 255/70-22.5, 285/70-19.5
14-17.5, 9.00-20, 10.50-20, 10-22.5
10.00-20, 11-22.5, 275/80-22.5, 285/70-24.5, 295/75-22.5, 295/80-22.5

CC Stock #	Dia. (Inches)	No. of links
QG6435	0.375	11
QG6435	0.375	11
0643410	0.375	11
0643410	0.375	11
0643410	0.375	11
	0.375	

Packaged: Single 1 pair per bag, Dual Triple 1/2 pair per bag Order unit: Pair

*Domestic Packaged 1 pair per drum

QUIK GRIP ALLOY Square HD Wide

Manganese Alloy

For the tough jobs

Quik Grip HD Alloy cross chains are made from high grade Titanium Manganese alloy steel. Titanium Alloy tire chains wear considerably longer than other Alloy steel chains. This makes them ideal for trucks that use their chains often and/or for extended periods of time.

The “square rod” links have more gripping power than round rod chains. The heavy duty cross chains will out perform any traditional ladder link chain on the market, lasting longer and providing much more aggressive traction.



Tough Alloy Steel

High grade manganese alloy steel for long durability. Deep case hardening resists wear and reduces chance of breakage over the life of the chain. Square rod has more gripping power than traditional round rod chains.

Cost Efficient

Longer durability means more mileage per dollar, lowering the overall cost of usage.

Built-in CAM Tightening System

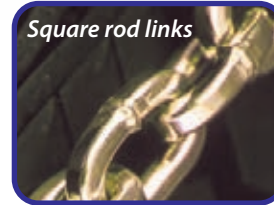
Tensioners not required for the perfect fit. Cam tool included.

Packaged in:

Cloth bag
Cam tool



Square rod links



7mm Plus



Duals



Single		Dual Triple		NOTE: Partial listing of tire sizes	Cross Chain		
Stock #	Weight per pair (Lbs.)	Stock #	Weight per pair (Lbs.)		CC Stock #	Dia. (mm)	No. of links
QG2143	61.20	QG4143	109.70	275/75-22.5, 275/80-22.5, 285/75-22.5, 295/70-22.5, 295/75-22.5	QG6155	7	15
QG2145	61.50	QG4145	109.50	10.00-20, 10.00/90-20, 11-22.5, 285/70-24.5, 305/70-22.5, 315/70-22.5	QG6153	7	13
QG2147	65.50	QG4147	117.60	275/80-24.5, 285/75-24.5	QG6155	7	15
QG2149	65.40	QG4149	116.50	10.00-22, 11-24.5	QG6153	7	13
QG2151	61.00	-	-	11.00-20, 12-22.5, 285/80-22.5, 285/80-24.5, 295/80-22.5, 305/80-22.5	QG6160	8	9
QG2155	63.00	-	-	11.00-22, 12.00-20, 12.75-22.5, 305/75-24.5, 305/85-22.5, 315/80-22.5	QG6163	8	11

Packaged: Single 1 pair per bag, Dual Triple 1/2 pair per bag

Order unit: Pair



HD Truck **Titanium Pro**



Duals

TiChrome Alloy

7mm Plus

Long life-all around
Professional grade and proven to last much longer than most any other chains out there.

Perfect for Special Use!

Single		Dual Triple	
Stock #	Weight per pair (lbs.)	Stock #	Weight per pair (lbs.)
TC72143	61.20	TC74143	109.70
TC72145	61.50	TC74145	109.50
TC72147	65.50	TC74147	117.60
TC72149	65.40	TC74149	116.50

NOTE: Partial listing of tire sizes


Cross Chain		
CC Stock #	Dia. (mm)	No. of links
TC76155	7	15
TC76153	7	13
TC76155	7	15
TC76153	7	13

Packaged: Single 1 pair per bag, Dual Triple 1/2 pair per bag

Order unit: Pair



Commercial Truck



TiChrome Alloy

8mm Offroad

For the toughest jobs!
Made for whatever nature throws at you. If you need tough... you need 8mm TiChrome.

Great for Extreme Conditions!

Single	
Stock #	Weight per pair (lbs.)
TC82145NC*	61.50
TC82149NC*	65.40
TC82151	65.00
TC82155	64.00

NOTE: Partial listing of tire sizes

Cross Chain		
CC Stock #	Dia. (mm)	No. of links
TC86153	8	13
TC86153	8	13
TC86160	8	9
TC86163	8	11

Packaged: Single 1 pair per bag, Dual Triple 1/2 pair per bag

Order unit: Pair *NC = No Cam

QUIK GRIP



Stud Chain

Studded truck chain is constructed from high-grade manganese alloy steel for use in off-road applications requiring extra aggressive traction such as mining, logging, farming, or construction. Single CAM style has 3 CAMS on the outside of each half set and a CAM style fastener. Dual/triples have CAM's on the inside as well as the outside side chain.



Built-in Twin CAM Tightening System

Double cams helps get chains tighter and lock tight for rugged off-road use.

CAM tool (QG20095) supplied in each bag

STRONGEST WELDS

Engineered to perform and outlast the competition

STRONGEST END HOOKS


Never worry about end hooks opening up or deforming with these strong, oversized, alloy end hooks.

STRONGEST STUDS

Stud dimensions:
8.7mm (.343") diameter,
19mm (.750") height.

Packaged in:

Cloth bag



8mm Studded Chain



Duals



Single		Single Cam		Dual Triple		Dual Triple Cam		Cross Chain			
Stock #	Weight per pair (lbs.)	Stock #	Weight per pair (lbs.)	Stock #	Weight per pair (lbs.)	Stock #	Weight per pair (lbs.)	CC Stock #	Dia. (mm)	No. of links	
QGS2945	76.60	QGS2945C	79.00	QGS4945	140.20	QGS4945C	145.00	11-22.5	QG6966	8	11
QGS2949	82.20	QGS2949C	84.60	QGS4949	150.50	QGS4949C	154.90	10.00-22, 11-24.5, 295/75-24.5	QG6966	8	11
QGS2951	79.50	QGS2951C	81.90	QGS4951	146.00	QGS4951C	150.80	11.00-20, 12-22.5, 295/80-22.5	QG6968	8	12
QGS2955	85.30	QGS2955C	87.70	QGS4955	156.70	QGS4955C	161.10	12.00-20, 11-22, 12-24.5	QG6968	8	12

NOTE: Partial listing of tire sizes

Packaged: Single 1 pair per bag, Dual Triple 1/2 pair per bag

Order unit: Pair



HD Truck Reinforced PRO



Chain tensioners (QG20009, QG20069 or QG20073) are required for NON-CAM product and optional for CAM, sold separately. CAM tool (QG20095) is supplied in each bag of CAM chain.

Single		Single Cam		Dual Triple		Dual Triple Cam		NOTE: Partial listing of tire sizes	Cross Chain		
Stock #	Weight per pair (lbs.)	Stock #	Weight per pair (lbs.)	Stock #	Weight per pair (lbs.)	Stock #	Weight per pair (lbs.)		CC Stock #	Dia. (Inches)	No. of links
QG2837	44.80	-	-	QG4837	82.00	-	-	7.50-20, 245/70-22.5, 255/60-22.5, 265/75-19.5	QG6822	0.281	9
QG2839	49.00	QG2839CAM	50.00	QG4839	88.00	QG4839CAM	89.00	8.25-20, 9-22.5, 245/75-22.5, 255/70-22.5, 275/70-22.5	QG6822	0.281	9
QG2841	52.20	QG2841CAM	54.70	QG4841	94.00	-	-	9.00-20, 10-22.5	QG6822	0.281	9
		QG2843CAM	57.50			QG4843CAM	97.50	275/75-22.5, 275/80-22.5, 285/75-22.5, 295/70-22.5	QG6853	0.281	10
QG2845	56.00	QG2845CAM	58.00	QG4845	101.00	QG4845CAM	102.00	10.00-20, 11-22.5, 13/80-20, 285/70-24.5	QG6822	0.281	9
-	-	QG2847CAM	57.50	-	-	QG4847CAM	103.00	275/80-24.5, 285/75-24.5	QG6826	0.281	11
QG2849	59.75	QG2849CAM	61.20	QG4849	108.00	QG4849CAM	109.00	10.00-22, 11-24.5	QG6853	0.281	10
QG2851	69.50	QG2851CAM	70.50	QG4851	131.00	-	-	11.00-20, 12-22.5, 285/80-22.5, 295/80-22.5, 305/80-22.5	QG6860	0.312	9
QG2853	81.50	-	-	-	-	-	-	11.00-24	QG6860	0.312	9
QG2855	76.00	QG2855CAM	78.90	QG4855	140.00			12.00-20, 12.75-22.5, 305/75-24.5, 305/85-22.5, 315/80-22.5	QG6863	0.312	10
QG2857	85.00	-	-					12.00-24	QG6863	0.312	10

Packaged: Single 1 pair per bag, Dual Triple 1/2 pair per bag

Order unit: Pair

Heavy Duty V-Bar Highway Service Chains

Heavy Duty V-bar comes from an old tradition of specialized chain made for the toughest conditions in Canada and Alaska. In these bitter cold temperatures, icy road surfaces, blizzard conditions, it is critical to have equipment that won't fail risking down time and injury. Professional grade components built all around tough and dependable will assure you get the job done and make it home safe.



Heavy Duty V-Bar for Professional Use

Cross chain rod diameter is 20% larger for more aggressive applications, greater torque, and longer life. In this business, size matters. Side chain is 30% larger and end hooks are 51% larger.

Special CTO Heat Treatment

These heavy duty V-Bar chains undergo a special heat treatment to prevent brittleness in extreme cold conditions found in Canada, Rocky Mountains, Alaska, and other high altitude cold environments.

Special heat treatment to prevent brittleness in extreme cold conditions.

For off-road applications.



Single		Single Cam		Dual Triple		Dual Triple Cam		NOTE: Partial listing of tire sizes	Cross Chain		
Stock #	Weight per pair (lbs.)	Stock #	Weight per pair (lbs.)	Stock #	Weight per pair (lbs.)	Stock #	Weight per pair (lbs.)		CC Stock #	Dia. (Inches)	No. of links
QGV343HD	68.70	QGVC343HD	70.50	QGV743HD	126.00	QGVC743HD	127.00	10.00-20, 11-22.5, 275/75-22.5, 275/80-22.5, 295/70-22.5	QGV5340HD	0.312	11
QGV344HD	75.00	QGVC344HD	77.00	QGV744HD	136.00	QGVC744HD	137.00	10.00-22, 11-24.5, 275/80-24.5, 285/75-24.5, 295/75-24.5	QGV5340HD	0.312	11
QGV355	71.50	-	-	QGV755	132.00	-	-	11.00-20, 12-22.5, 305/85-22.5, 320/75-24	QGV5355	0.312	12
QGGV356	77.00	-	-	QGV756	140.00	-	-	11.00-22, 12.00-20, 12.24.5	QGV5355	0.312	12

Packaged: Single 1 pair per bag, Dual Triple 1/2 pair per bag

Order unit: Pair

SUPER Z[®] HD

Extreme “Z” performance for commercial applications.

Super Z[®] HD is designed with commercial users in mind. Super Z[®] HD comes in sizes to fit commercial highway and traction tires, as well as many specialized tire applications. Manganese Alloy traction coils (.685" diameter) give superior traction performance compared to conventional cable or link tire chains.



Includes:
 Box
 Installation tool
 Rubber tensioners (4)
 Illustrated instructions.

Easy Installation and Removal

The fastest, easiest installation of any traction product for trucks and buses, with included required rubber tighteners – 2 per side, 4 per box.

Low Potential Damage to Vehicle

Better all-around traction performance than conventional cable or link tire chains. Traction coils provide greater durability to conventional link chains. Better compatibility with anti-lock brakes, traction control, all-wheel drive and other electronically monitored control systems.

Superior All-Around Traction Performance

Greater durability and weight savings of at least 20% compared to conventional “link” tire chains. Low potential for damage to vehicle body and mechanical components, even when abused.

Cross members can be removed easily with the Super Z[®] HD repair pliers (sold separately ZT1893)

Stock #	NOTE: Partial listing of tire sizes								Weight per pair (lbs.)	Replacement Cross Chain #
* ZT835	8.25-15TR,	245/70-19.5,	245/75-19.5,	275/50-22,	275/70-18,	LT275/70-18,	LT285/75-16		35.10	ZT8259
* ZT837	9.00-15TR,	255/60-22.5,	265/70-19.5,	265/75-19.5,	275/70-19.5,	285/65-18,	305/70-16,	310/70-15	37.00	ZT8261
* ZT841	33x12.50-15LT,	33x12.50-16,	33x12.50-17,	33x12.50-20,	295/70-17,	305/60-18,	LT305/65-17,	315/70-16	36.80	ZT8261
* ZT853	10.00-15TR,	245/70-22.5,	285/70-19.5,	295/70-19.5,	305/70-17,	LT305/85-16,	315/75-16,	315/75-17	36.65	ZT8263
* ZT859	8.25-20,	9-22.5,	235/80-22.5,	245/75-22.5,	245/80-22.5,	255/70-22.5,	295/60-22.5,	LT315/70-17	38.50	ZT8263
ZT865	7.50-22.5,	8.25-22.5,	255/80-22.5,	265/75-22.5,	305/65-20,	315/60-22			38.10	ZT8263
ZT869	9.00-20,	10-22.5,	265/70-22.5,	275/70-22.5,	285/65-22.5				38.35	ZT8263
ZT877	10.00/90-20,	275/75-22.5,	285/75-22.5,	295/70-22.5					39.50	ZT8265
ZT881	10.00-20,	11-22.5,	275/80-22.5,	285/75-24.5,	285/80-22.5,	285/80-24.5,	295/75-22.5,	305/70-22.5	38.80	ZT8263
ZT887	10.00-22,	11.00-20,	11-24.5,	11.50-20,	12-22.5,	305/75-24.5,	315/80-22.5,	320/75-24	39.25	ZT8265
ZT891	11.00-22,	11.00-24,	12.00-20,	12.5-24.5,	12.75-22.5,	13-22.5			42.45	ZT8267
ZT892	14/80-20,	305/85-22.5,	365/70-22.5,	365/80-20,	385/65-22.5,	400/70-20			40.60	ZT8267
ZT896	16.5-22.5,	425/55-22.5,	425/65-22.5,	445/65-19.5					48.25	ZT8275
ZT897	38x18.00-20NHS,	445/50-22.5,	455/50-22.5						43.65	ZT8269
ZT898	395/85-20,	425/70-22.5							48.00	ZT8283
ZT899	455/55-22.5								44.50	ZT8277

Packaged: 1 pair per box / 2 pair per master carton

Order unit: Pair

***For vehicles under 20,000 Lbs. GVW use Super Z[®] 8**



HD Truck Z Cable PRO

QuikDraw™ Tensioning allows for fast, easy installation.

Extreme performance for dual/triple applications

Z's patented QuikDraw™ tensioning eliminates the need for any tightening tools or additional tensioners. Its one-piece design allows for fast, easy installation.



Easy Installation and Removal

Super Z® QuikDraw™ chains make installation on dual tires a breeze. Make sure to read the instructions before you begin installation.

Superior All-Around Traction Performance

Manganese alloy traction coils (.685" diameter) gives superior all-around traction performance than conventional cable or link tire chains. Traction coils provide greater durability to conventional link chains. Better compatibility with anti-lock brakes, traction control, all-wheel drive and other electronically monitored control systems.

Superior Life and Reduced Weight

Greater durability and weight savings of at least 30% compared to conventional "link" tire chains. Low potential for damage to vehicle body and mechanical components, even when abused.



Commercial Truck

Includes:

Box
Illustrated instructions



QuikDraw™
center rail tensioner



Outside fastener



Inside fastener



Exceeds Colorado .415 inch min. requirement

Stock #	NOTE: Partial listing of tire sizes								Weight per pair (lbs.)	Replacement Cross Chain #
ZT948	9.00-15TR,	10-17.5,	11-17.5,	265/75-19.5,	275/70-19.5,	285/70-19.5,	285/85-17,	295/75-18	53.00	ZT9932
ZT956	7.50-20,	10.00-15TR,	235/80-22.5,	245/75-22.5,	245/80-22.5,	255/70-22.5,	265/70-22.5,	275/70-22.5	55.00	ZT9933
ZT962	7.50-22.5,	8.25-20,	8.25-22.5,	9-22.5,	255/80-22.5,	265/75-22.5,	275/75-22.5,	285/75-22.5	58.00	ZT9934
ZT970	9.00-20,	10-22.5,	10.00/90-20,	275/80-22.5,	285/70-24.5,	295/75-22.5,	315/70-22.5		60.00	ZT9935
ZT982	10.00-20,	11-22.5,	275/80-24.5,	285/75-24.5,	285/80-22.5,	285/80-24.5,	295/80-22.5,	305/75-24.5	62.00	ZT9935
ZT990	10.00-22,	11.00-20,	11-24.5,	11.50-20,	12-22.5,	12.75-22.5,	305/85-22.5,	315/80-22.5	65.00	ZT9936

Packaged: 1/2 pair per box / 1 pair per master carton

Order unit: Pair

RADIAL CHAIN

Alloy Radial Chain is an updated ladder style cable chain for commercial applications.

Radial Chain was originally conceived to save sidewall wear on radial tires and was the first brand name in "cable chain" winter traction products. It's consumer friendly features caused a revolution in winter traction, and it's still recognized as a market leader.



Chain tensioners should NOT BE USED



Includes:
Box
Illustrated instructions

Long Life & Performance

Manganese alloy traction coils (0.525" diameter) provide superior traction and durability compared to conventional "link" tire chains.

Easy Installation and Repair

Features a link-style fastening system with an "over-center" latch for easier installation and adjustment. Crossmember eyelet allows for easy replacement without any special tools

Reduced Weight

Sidewall saving wire side members and alloy coils reduce the weight to 1/3rd that of conventional link chains making Radial Chain much easier to handle and install.

Stock #

NOTE: Partial listing of tire sizes

Stock #	8.25-20,	9-22.5,	235/80-22.5,	245/80-22.5,	255/70-22.5,	255/75-22.5	Weight per pair (lbs.)	Replacement Cross Chain #		
TA1939	8.25-20,	9-22.5,	235/80-22.5,	245/80-22.5,	255/70-22.5,	255/75-22.5	20.00	TC8611		
TA1941	9.00-20,	10-22.5					21.00	TC8611		
TA1943	275/75-22.5,	275/80-22.5,	285/70-24.5,	285/75-22.5,	295/70-22.5,	295/75-22.5	22.50	TC8615		
TA1945	10.00-20,	11-22.5,	13/80-20,	315/70-22.5			22.25	TC8619		
TA1947	11.5-22.5,	275/80-24.5,	285/75-24.5,	295/75-24.5,	305/80-22.5		23.00	TC8623		
TA1949	10.00-22,	11-24.5,	12.75-22.5,	315/80-22.5			23.20	TC8623		
TA1951	11.00-20,	11.50-20,	12-22.5,	12.5-22.5,	285/80-22.5,	285/80-24.5,	295/80-22.5,	320/75-24	25.00	TC8627

Packaged: 1 pair per box / 4 pair per master carton

Order unit: Pair

RADIAL CHAIN Super Single

Alloy Radial Chain for wide base & super single applications

Superior Traction & Durability, Reduced Weight

If you run Super Single Tires, you need to get these Super Single Radial Chains. The lightweight Radial Chain reduces the centrifical forces causing severe fly-off and premature breakage. Manganese alloy traction coils (0.525" diameter) provide superior traction and durability.

Easy Installation and Repair

Features a link-style fastening system with an "over-center" latch for easier installation and adjustment. Crossmember eyelet allows for easy replacement without any special tools.



Chain tensioners RECOMMENDED and are included



Includes:
Box
Rubber tensioners
Illustrated instructions

Alloy Radial Chain SuperSingle & Wide Base

Stock #

NOTE: Partial listing of tire sizes

Stock #	38x18.00-20NHS,	445/50-22.5,	455/50-22.5,	455/55-22.5	Weight per pair (Lbs.)	Replacement Cross Chain #	
TA2069	38x18.00-20NHS,	445/50-22.5,	455/50-22.5,	455/55-22.5	30.00	TC8639	
TA2071	16.5-22.5,	425/55-22.5,	425/65-22.5,	425/70-22.5,	445/65-19.5	28.50	TC8637

Packaged: 1/2 pair per box / 2 pair per master carton

Order unit: Pair



Dual Tire Cables/Econo Cables

Alloy Radial Chain for dual tire mounting applications

Radial Chain was originally conceived to save sidewall wear on radial tires and was the first brand name in "cable chain" winter traction products. Its consumer friendly features caused a revolution in winter traction, and it's still recognized as a market leader.



Superior Traction

Manganese alloy traction coils (0.525" diameter) provide superior traction, durability, and a weight nearly 1/3rd that of conventional "link" tire chains.

Easy Installation and Repair

Features a link-style fastening system with an "over-center" latch for easier installation and adjustment. Crossmember eyelet allows for easy replacement without any special tools



Includes:
Illustrated instructions
Rubber Tensioners
Box



Commercial Truck

Alloy Radial Chain Dual Triple

Stock #	NOTE: Partial listing of tire sizes						Weight per pair (lbs.)	Replacement Cross Chain #
TA3939	8.25-20,	9-22.5,	235/80-22.5,	245/80-22.5,	255/70-22.5,	255/75-22.5	32.90	TC8754
TA3941	9.00-20,	10-22.5					34.50	TC8754
TA3943	275/75-22.5,	275/80-22.5,	285/70-24.5,	285/75-22.5,	295/70-22.5,	295/75-22.5	37.00	TC8758
TA3945	10.00-20,	11-22.5,	13/80-20,	315/70-22.5			37.80	TC8762
TA3947	11.5-22.5,	275/80-24.5,	285/75-24.5,	295/75-24.5,	305/80-22.5		38.60	TC8766
TA3949	10.00-22,	11-24.5,	12.75-22.5,	315/80-22.5			40.20	TC8770

Packaged: 1/2 pair per box / 2 pair per master carton

Order unit: Pair

Radial Chain convenience in a low cost option

Excellent Cost Performance

We have found a way to reduce the cost of Cable chains while continuing to use the Alloy traction coils (0.525" diameter) to provide excellent traction and durability. Weight is still 1/3rd that of conventional link chains.

Easy Storage and Protection

These low cost high performing Econo Class cable chains sport a convenient and lightweight handy bag for storage. Great for fleets and long haulers. Keep your lightweight chains out of the elements for even longer life.

ECO-Cable



Includes:
Illustrated instructions
Handy bag



Econo Class Cable Chain

Stock #	NOTE: Partial listing of tire sizes						Weight per pair (lbs.)
EC1943	275/75-22.5,	275/80-22.5,	285/70-24.5,	285/75-22.5,	295/70-22.5,	295/75-22.5	18.20
EC1945	10.00-20,	11-22.5,	13/80-20,	315/70-22.5			18.48
EC1947	11.5-22.5,	275/80-24.5,	285/75-24.5,	295/75-24.5,	305/80-22.5		19.05
EC1949	10.00-22,	11-24.5,	12.75-22.5,	315/80-22.5			19.20

Packaged: 1 pair per bag / 2 bags per master carton


Order unit: Pair

Emergency Chains



These emergency chains can get you through the toughest conditions with optimum performance.

Be prepared for the unexpected and carry gear! Works in snow, ice, slush, and **off road conditions including mud.** Recommended for deep snow, steep grades, off-road access, getting unstuck, and general use. Not recommended for traveling long distances. Emergency chains work best with slow and gradual movement. Always be careful around vehicle, tires, and chains when spinning tires. Can be used together with standard chains and cables. Fits most standard truck tires and can be used on wider light truck tires.



QG3103




QG3312



QG3202



QG3205



For Emergency use only

Stock #	Weight/ pkg.		Dia. (mm)	No. of links
QG3103	2.78	Fits most car tires up to 20" wide	4.5	14
QG3202	4.56	Fits most LT tires with 15" - 19.5" rims	5.5	13
QG3205	11.27	Fits most LT tires with 15" - 19.5" rims	5.5	13
QG3312	11.88	Fits most Truck tires with 19.5" - 24.5" rims	7	13
QG3305	19.86	Fits most Truck tires with 19.5" - 24.5" rims	7	13

Packaged: 1 pair/box

Unit Chain



For Emergency use only

Stock #	Weight/ bag (lbs)	<i>NOTE: Partial listing of tire sizes</i>	Dia. (Inches)	No. of links
QG2901	11.50	(8.25-15LT, 16LT,20) (9.00-16LT,20) (10-15LT, 16.5LT, 17.5) 11-15LT, 9.00-22.5	0.281	26
QG2902	12.50	10.00-15TR, 10.00-20, 10.00-22, 10.00-22.5	0.281	28
QG2903	13.00	11-22.5, 11-24.5, 11.00-20, 11-22, 11-24, 12-24.5	0.281	30

Packaged: 5 per bag

Order unit: Each

Note: Check local regulations for minimum cross chain requirements. Unit chains are legal in all states and provinces. In some states emergency chains do not meet the minimum requirements when authorities post and order to "use chains".

Warning: Unit chains are meant for very short term driving only. For distance travel through ice and snow conditions, traction products that provide crossmembers evenly spaced around the circumference of the tire, are recommended, such as those shown elsewhere in this catalog. Always check disc brake clearance before using unit chains.



Stock # H6026-0511
Trade Size 5/16"
Diameter 0.312"
Weight/bag 1.60lbs
Factory packaging 10/bag



Make life easier when using tire chains

Heavy Duty Chain Bag

TM1CB

Keep your chains safe
and reduce tangling.



Heavy Duty Cam Tool

TM1CT

Get a handle on your chain cams.



Installation Hook Tool

TM1CP

Expandable works between dual tires.



Traction Helper

TM1PCB

Variety of uses like getting un-stuck.



Knee Pad

TM1KM

Keep dry and protected.



Commercial Truck

Off Road

Heavy Equipment

Graders

Loaders

Agricultural

Recreational

Skid Steer

ForkLift

ATV





OTR



OTR Ladder Alloy - Ladder Style Chain

Stock #	2-Link/4Link	Tire Sizes	Rod Dia. (mm)	Weight/Pr (lbs.)	Cross Chain#
E2612-4	4 Link	14.00-20	8.20	218	ES9980
E2615S-2	2 Link	14.00-24	10.0	230.0	ES9990
E2615S-4	4 Link	14.00-24	10.0	133.0	ES9990
E2624S-2	2 Link	17.50-25	10.0	250.0	ES9901
E2624S-4	4 Link	17.50-25	10.0	145.0	ES9901
E2627S-2	2 Link	16.00-25	10.0	253.0	ES9902
E2627S-4	4 Link	16.00-25	10.0	143.0	ES9902
E2633S-2	2 Link	20.50-25	10.0	295.0	ES9903
E2633S-4	4 Link	20.50-25	10.0	165.0	ES9903

Packaged: 1/2 pair per bag

Order unit: Pair



OTR Extreme Max Alloy - Net Chain Pattern with Reinforced Links



Stock #	Tire Sizes	Rod Dia. (mm)	Weight/Pr (lbs.)
QGX815	14.00-24	9.0	401.0
QGX833	20.5-25	9.5	628.0

Packaged: 1/2 pair per box / 2 pair per master carton

OTR Extreme MAX is just as its name suggests. Maximum coverage for maximum performance. This mesh type chain sports reinforced links for maximum grip and tight pattern for tire protection. Smooth low noise running and dependable service makes this the MAX.



OTR ALLOY Chain-Net Pattern



PLUS

- Reinforced Links & Wear Bars



Extensions Available

Stock #	<i>NOTE: Partial listing of tire sizes</i>	Rod Dia. (mm)	Weight/Pr (lbs.)
QGXP715	14.00-24, 385/95-24, 385/95-25	8.2	222.6
QGXP715X	14.00-24, 385/95-24, 385/95-25	10.0	321.8
QGXP720X	16.00-24, 16.00-25, 19.5L-24, 445/95-25	10.0	365.9
QGXP720XD	16.00-24, 16.00-25, 19.5L-24, 445/95-25	12.0	390.2
QGXP724	16.00-20, 17.50-25, 445/80-25	8.2	218.2
QGXP724X	16.00-20, 17.50-25, 445/80-25	10.0	363.7
QGXP724XD	16.00-20, 17.50-25, 445/80-25	12.0	419.2
QGXP733X	20.50-25, 525/80-25	10.0	436.5
QGXP733XD	20.50-25, 525/80-25	12.0	440.9
QGXP745X	23.50-25, 23.1-26, 605/80-25, 600/70-30	10.0	533.5
QGXP745XD	23.50-25, 23.1-26, 605/80-25, 600/70-30	12.0	520.2



OTR Extreme Alloy

- Net Chain Pattern



Stock #	<i>NOTE: Partial listing of tire sizes</i>	Rod Dia. (mm)	Weight/Pr (lbs.)
QGX715	14.00-24, 385/95-24, 385/95-25	8.2	195.0
QGX715X	14.00-24, 385/95-24, 385/95-25	10.0	284.0
QGX720X	16.00-24, 16.00-25, 19.5L-24, 445/95-25	10.0	317.0
QGX720XD	16.00-24, 16.00-25, 19.5L-24, 445/95-25	12.0	390.2
QGX724	16.00-20, 17.50-25, 445/80-25	8.2	188.0
QGX724X	16.00-20, 17.50-25, 445/80-25	10.0	302.0
QGX724XD	16.00-20, 17.50-25, 445/80-25	12.0	328.0
QGX733X	20.50-25, 525/80-25	10.0	363.0
QGX733XD	20.50-25, 525/80-25	12.0	379.0
QGX745X	23.50-25, 23.1-26, 605/80-25, 600/70-30	10.0	427.0
QGX745XD	23.50-25, 23.1-26, 605/80-25, 600/70-30	12.0	441.0



OTR

Domestic - 2600 Series



MADE IN USA



For Graders, Scrapers & Heavy Equipment OTR (Off Road use)

Stock #	Tire sizes	Weight per pair (Lbs.)	Cross Chain				Side Chain		
			CC Stock #	Dia. (Inches)	No. of links	CC Hook #	SC Stock #	Dia. (Inches)	Fastener Stock #
0261220	12x25, 13.00-24, 13.00-25, 14.00-20 Grader, 14.00-21, 16.9-20, 380/70-28	110.00	0742210	0.375	17	2005510	3007010	0.312	2006520
0261520	12.4-32, 14.00-24 Grader, 14.00-25, 14.9-26, 385/95-25	118.00	0742210	0.375	17	2005510	3007010	0.312	2006520
0262420	16.00-20 Grader, 16.00-21 Grader, 17.5-25, 445/95-25	164.00	0664010	0.437	15	2005710	3009010	0.375	2009320
0262720	16.00-24 Grader, 16.00-25 Grader, 560/65-24	178.00	0664010	0.437	15	2005710	3009010	0.375	2009320
0263320	20.5-25, 540/60-30, 555/70-25, 700x40x22.5, 560/65-25, 540/65-28	188.00	0665010	0.437	19	2005710	3009010	0.375	2009320
0263620	18.00-24, 18.00-25, 18.00-26, 520/70-34, 525/80-25	210.00	0665010	0.437	19	2005710	3009010	0.375	2009320
0264220	18.00x33	246.00	0665010	0.531	19	2005710	3009010	0.375	2009320
0264520	23.5-25, 25.5x25, 28x26	344.00	0675010	0.531	19	2005410	3009510	0.437	2009320
0264820	21.00-24, 21.00-25	366.00	0675010	0.531	19	2005410	3009510	0.437	2009320
0265120	21.00x28/29, 750/65-25	388.00	0675010	0.531	19	2005410	3009510	0.437	2009320
0265420	21.00x35	432.00	0675010	0.531	19	2005410	3009510	0.437	2009320
0265720	26.5x25	430.00	0675310	0.531	22	2005410	3009510	0.437	2009320
0266020	24.00x25, 26.5x29, 30.5x32, 620/70-42	454.00	0675310	0.531	22	2005410	3009510	0.437	2009320
0266320	24.00x33, 710/70-38	480.00	0675310	0.531	22	2005410	3009510	0.437	2009320
0266620	24.00x33, 850/55-42	529.00	0675310	0.531	22	2005410	3009510	0.437	2009320
0267220	29.5x25	487.00	0675610	0.531	26	2005410	3009510	0.437	2009320
0267520	29.5x29	515.00	0675610	0.531	26	2005410	3009510	0.437	2009320

Packaged: 1/2 pair per bag

Order unit: Pair

QUICK GRIP 2600 Series

For Graders, Scrapers & Heavy Equipment - OTR (Off Road use)

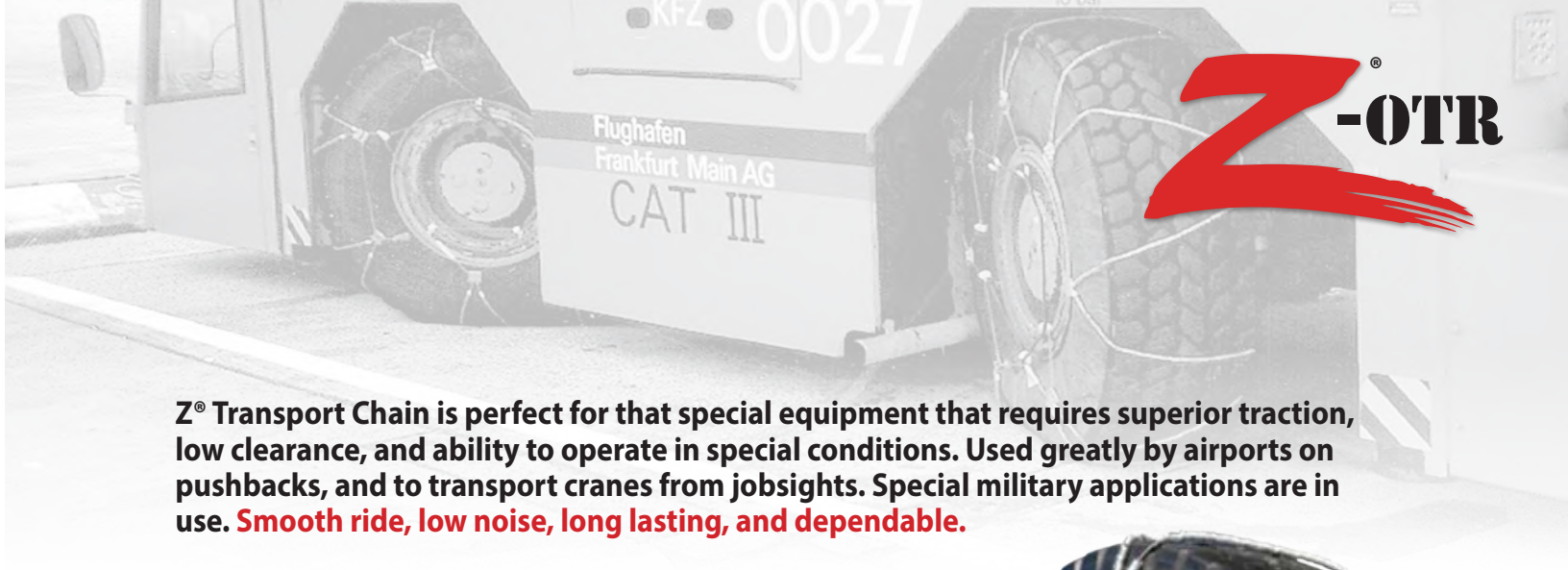
Stock #	Tire sizes	Weight per pair (Lbs.)	Cross Chain				Side Chain		
			CC Stock #	Dia. (Inches)	No. of links	CC Hook #	SC Stock #	Dia. (Inches)	Fastener Stock #
QG2612	13.00-24, 13.00-25, 14.00-20 Grader, 14.00-21, 16.9-20, 380/70-28	112.00	QG6630R	0.375	17	QG20055	QG30070	0.312	QG20065
QG2615	12.4-32, 14.00-24 Grader, 14.00-25, 14.9-26, 385/95-25	125.00	QG6630R	0.375	17	QG20055	QG30070	0.312	QG20065
QG2624	16.00-20 Grader, 16.00-21 Grader, 17.5-25	160.00	QG6640	0.437	15	QG20058	QG30090	0.375	QG20066
QG2627	16.00-24 Grader, 16.00-25 Grader, 445/95-20	184.00	QG6640	0.437	15	QG20058	QG30090	0.375	QG20066
QG2633	20.5-25, 540/60-30, 555/70-25	198.00	QG6650	0.437	19	QG20058	QG30090	0.375	QG20066
QG2636	18.00-24, 18.00-25, 18.00-26, 520/70-34	212.00	QG6650	0.437	19	QG20058	QG30090	0.375	QG20066
QG2645	23.5-25	326.00	QG6660	0.531	20	QG20059	QG30100	0.437	QG20066
QG2648	21L-24, 21.00-25	349.00	QG6660	0.531	20	QG20059	QG30100	0.437	QG20066

Packaged: 1/2 pair per bag

Order unit: Pair



For Large Emergency Vehicles. Mobile Cranes



Z® Transport Chain is perfect for that special equipment that requires superior traction, low clearance, and ability to operate in special conditions. Used greatly by airports on pushbacks, and to transport cranes from jobsights. Special military applications are in use. **Smooth ride, low noise, long lasting, and dependable.**

Includes:

- Outer box, 2 inner boxes
- Rubber tensioner
- Installation tool
- Instructions



OTR

For Mobile Crane Transport & other special vehicles

Stock #	Tire sizes	Weight (lbs.)	Cross Chain
ZT-118	445/65-22.5	51.00	ZT8265
ZT-132	12.4-32, 14.00-24 Grader, 14.00-25, 14.9-26, 385/95-25	40.30	ZT1532
ZT-141	16.00-20 Grader, 16.00-21 Grader	47.60	ZT1541
ZT-143	16.00-24 Grader, 16.00-25 Grader, 445/95-20	47.60	ZT1543
ZT-145	18.00-25, 480/70-34, 505/95-25, 520/70-34	52.60	ZT1545

1 pair per box



Agricultural Chain Ladder Style



QUIK GRIP



Ladder Style Farm Tractor Type FTH



Stock #	Weight/Pr (lbs.)	NOTE: Partial listing of tire sizes	Cross Chain		
			Stock #	Dia. (mm)	No. of Links
*QG0822	65.5	8.3-24	QG6435	0.375	11
QG0832	71.0	7.2-24, 9.5-24	QG6435	0.375	11
QG0834	72.0	12.5/80-18	QG6445	0.375	14
QG0836	84.0	9.5-28, 11.2-24, 15-19.5 NHS	QG6445	0.375	14
QG0838	97.5	9.52-32, 11.2-28, 11.2-30, 13.50-16.1	QG6445	0.375	14
QG0850	76.0	12.4-16, 13.6-16, 14-17.5	QG7420	0.375	16
QG0852	90.0	12.2-24, 12.4-24, 15-22.5, 41x14.00-20	QG6445	0.375	14
QG0856	104.0	11.2-32, 12.4-28	QG6445	0.375	14
QG0859	112.0	13.6-28, 14.9-24	QG7420	0.375	16
QG0862	125.0	9.5-36, 9.5-38, 9.5-42, 11.2-38, 12.4-36, 12.4-38, 320/85-38	QG6445	0.375	14
QG0866	142.0	12.4-40, 12.4-42, 13.6-36, 13.6-38	QG7420	0.375	16
QG0869	121.0	14.9-26 (28), 380/85-28, 385/95-25, 420/70-28	QG7420	0.375	16
QG0874	126.0	16.9-24, 17.5L-24, 445/80-22.5	QG7426	0.375	19
QG0876	134.0	14.9-30, 16.9-26 (28), 380/85-30, 440/80-28	QG7426	0.375	19
QG0877	142.0	16.9-30, 380/85-34	QG7426	0.375	19
QG0879	150.0	15.5-38, 16.9-34, 380/80-38, 420/85-34	QG7426	0.375	19
QG0880	165.0	16.9-38	QG7426	0.375	19
QG0882	154.0	21.5-16, 21.5-16.1	QG9562	0.437	17
QG0883	174.0	18.4-24 (26), 19.5L-24, 480/70-28, 550/65-25	QG9562	0.437	17
QG0885	194.0	18.4-30, 21L-24	QG9562	0.437	17
QG0887	208.0	18.4-34	QG9562	0.437	17
QG0889	223.0	23.1-26	QG9562	0.437	17
QG0891	214.0	23.1-26	QG9567	0.437	22
QG0893	242.0	23.1-30	QG9567	0.437	22

Packaged: 1/2 pair per bag (* Packaged 1 pair per bag)

Order unit: Pair

Build Your Own Hi-Way 198 Series Type FTH



Each drum contains enough chain to make 2 pair of the longest chain in each category and includes connectors and fasteners. Stock only 4 sizes of each style for complete coverage in Highway tractor fitments.

Stock #	NOTE: Partial listing of tire sizes	Weight/Drum (lbs.)	Cross Chain				Side Chain	
			CC/Drum	Stock #	Dia. (mm)	No. Links	Feet/Drum	Dia. (mm)
1981210	9.5x16, 10x16.5, 9.5x24, 8.3x24, 11x24, 9.5x28, 11.2x28, 9.5x32, 11.2x34, 11.2x38, 9.5x40, 11.2x36	243.0	81	0981210	0.375	8	51.5	0.312
1981610	13.6x16, 15x19.5, 12.4x24, 13.00x24, 13.6x24, 14.00x24, 14.9x24, 15.5x25, 13.6x26, 14.9x26, 12.4x28, 13.6x28, 14.9x28, 14.9x30, 12.4x36, 13.6x36, 13.9x36, 12.4x38, 13.6x38, 14.9x38, 15.5x38, 12.4x40, 13.6,40, 12.4x42	311.0	89	0981210	0.375	11	57.0	0.312
1981910	16.9x24, 17.5x24, 17.5x25, 16.9x26, 16.9x28, 16.9x30,, 16.9x34, 16.9x38	342.0	89	0981210	0.375	13	57.0	0.312
1982110	18.4x16.1, 18.4x24, 19.5x24, 21x24, 20.5x25, 18.4x26, 18.4x30, 18.4x34, 18.4x38, 18.4x42, 18.4x28, 20.8x38	420.0	97	0981210	0.375	16	62.0	0.312

Packaged: Bulk drum

Order unit: Each



Agricultural Chain Ladder Style

Hi-Way 108 series



**Order Unit is piece (not pair).
Must order 2 pcs to equal 1 pair.**



MADE IN USA



Stock #	Weight per piece (lbs.)	NOTE: Partial listing of tire sizes	Cross Chain	
			Stock #	Dia. (mm)
1081010	30.0	8.3x22, 8.3x24, 8x24	0981110	0.375
1082010	35.0	8.3x28, 9.5x24	0981110	0.375
1082210	38.0	12.5x18, 12.5x80x18, 11.2x24, 9.5x28	0981210	0.375
1083010	42.0	400x70-18, 340/80-20, 12.4x24	0981410	0.375
1083210	39.0	10x28, 11.2x28, 9.5x32	0981210	0.375
1083510	32.0	13.5x16.1, 13.6x16	0981610	0.375
1084410	52.0	11.2x34, 11.2x36, 11.2x38	0981210	0.375
1084610	43.0	13.6x24, 12.4x28, 11.2x30, 340/85-24	0981410	0.375
1084910	53.0	320/85-34, 12.4x36, 12.4x38	0981410	0.375
1085410	59.0	380/85-34, 13.9X36, 13.6X38, 290/90-42	0981610	0.375
1087110	48.0	44X16X20, 14.9X24, 380/85-24, 420/70-24	0981610	0.375
1087710	54.0	14.9X26, 14.9X28, 380/85-28, 420/70-28	0981610	0.375
1087910	53.0	16.9X24, 16.9X26, 17.5X24, 420/80-26, 420/70-30, 425/85-26, 440/65-38	0981910	0.375
1088010	103.0	460/85-38, 18.4x42, 460/85-42	0981710	0.437
1088210	73.0	18.4x24, 18.4x26, 19.5x24	0981710	0.437
1088310	55.0	18.4x16.1	0981710	0.437
1088410	76.0	18.4x28	0981710	0.437
1088510	82.0	18.4x30	0981710	0.437
1088610	62.0	14.9x38, 380-38	0981610	0.375
1088710	87.0	21Lx24, 18.4x34	0981710	0.437
1088810	64.0	16.9x34, 15.5x38	0981910	0.375
1088910	108.0	18.4x46, 480/80-42	0981710	0.437
1089110	68.0	16.9x38	0981910	0.375
1089310	113.0	20.8x42, 520/85-38	0985510	0.437
1089410	57.0	16.9x28, 16.9x30	0981910	0.375
1089510	98.0	23.1x26, 600/65-28	0982210	0.437
1089710	110.0	23.1x34, 24.5x32	0982210	0.437
1089810	98.0	18.4x38, 14.9x46	0981710	0.437
1089910	108.0	20.8x38	0985510	0.437

Note: Order Unit is piece (not pair) Must order 2 pcs to equal 1 pair

OTR

Agricultural Chain H-net Style



QUIK GRIP



**Twin Grip
Farm Tractor
& Industrial
Type**



WARNING:
Prohibited use in
other than mud or deep
snow conditions.

Stock #	Weight/Pr (lbs.)	NOTE: Partial listing of tire sizes	Cross Chain		
			Stock #	Dia. (mm)	No. of Links
QG9338	110.8	9.5-32, 12.2-24	QG8330	0.375	11
QG9342	123.5	9.5-36, 11.2-28, 11.2-30, 11.2-32, 12.4-28, 250/95-34	QG8330	0.375	11
QG9346	136.0	9.5-40, 11.2-34, 11.2-36, 290/95-34	QG8330	0.375	11
QG9348	154.0	9.5-42, 11.2-38, 11.2-40, 12.4-36, 12.4-38, 320/85-38	QG8330	0.375	11
QG9373	125.0	13.6-26	QG8350	0.375	14
QG9374	142.0	13.6-28, 14.9-24, 14.9-26, 14.9-28, 380/85-28, 385/95-25	QG8350	0.375	14
QG9376	158.0	13.6-36, 13.9-36, 14.9-30, 380/85-30	QG8350	0.375	14
QG9377	156.0	13.6-38	QG8350	0.375	14
QG9379	180.0	14.9-36, 14.9-38, 320/91-42	QG8350	0.375	14
QG9387	135.0	16.9-24	QG8360	0.375	16
QG9389	154.0	16.9-26, 18.4-24, 21.5-16, 420/85-28, 480/40-28, 16.9-28, 19.5L-24, 21.5L-16.1, 440/80-28	QG8360	0.375	16
QG9391	166.0	16.9-32, 18.4-28	QG8360	0.375	16
QG9392	175.0	15.5-38, 16.9-30, 18.4-26, 380/80-38, 380/85-34, 420/90-30	QG8360	0.375	16
QG9394	192.0	16.9-34, 16.9-38, 18.4-30, 18.4-34, 420/85-34	QG8360	0.375	16
QG9396	201.0	18.4-38, 480/80-38	QG8360	0.375	16
QG9397	202.0	20.8-34, 23.1-26, 23.1-30	QG8360	0.375	16
QG9398	230.0	20.8-38, 23.1-34, 24.5-32	QG8360	0.375	16
QG9399	240.0	18.4-42, 18.4-46, 460/85-42	QG8360	0.375	16

Packaged: 1/2 pair per bag

Order unit: Pair

Build Your Own Duo-Trac 197 Series Type DT



Each drum contains enough chain to make 2 pair of the longest chain in each category and includes connectors and fasteners. Stock only 4 sizes of each style for complete coverage in Duo-Trac (off-road) tractor fitments.

Stock #	NOTE: Partial listing of tire sizes	Weight/ Drum (lbs.)	Drum Type	CC/ Drum	Cross Chain			Side Chain Length/ Drum (ft.)
					Stock #	Dia. (in)	No. Links	
1971010	9.5x16, 12.1x16.5, 8.3x24, 9.5x24, 11.2x24, 12.4x24, 12.4x26, 9.5x28, 11.2x28, 12.4x28, 11.2x30, 9.5x32, 11.2x32, 9.5x34, 11.2x34, 9.5x36, 11.2x36, 12.4x36, 9.5x38, 11.2x38, 12.4x38, 9.5x40, 11.2x49, 9.5x42	321.0	DTA	40	0971010	0.375	11	53.0
1971210	13.6x16, 44x18x20, 13.00x24, 13.6x24, 14.00x24, 14.9x24, 15.5x25, 13.6x26, 14.9x26, 13.6x28, 14.9x28, 13.6x36, 13.6x38, 13.6x40, 13.9x36, 14.9x30, 14.9x36, 14.9x38	381.0	DTB	44	0971210	0.375	13	58.0
1971410	18.4x16, 16.9x24, 17.5x24, 18.4x24, 19.5x24, 21x24, 17.5x25, 20.5-25, 23.5x25, 16.9x26, 18.4x26, 23.1x26, 16.9x28, 18.4x28, 16.9x30, 18.4x30, 23.1x30, 16.9x32, 24.5x32, 16.9x34, 18.4x34, 20.8x34, 23.1x34, 480/85-34, 15.5x38, 16.9x38, 18.4x38, 20.8x38, 18.4x42, 20.8x4	496.0	DTC	52	0971410	0.375	15	68.5
1972610	20.8x34, 20.8x38, 20.8x42, 23.1x25	642.0	DTD	40	0972610	0.375	18	60.0

Packaged: Bulk Drum

Order unit: Each



Duo-Trac Chain-107 Series

(Off Road Use)

Adjacent cross chains interconnected to prevent cross chain from dropping into the grooves of the tire tread.

Maximum traction in extreme mud or snow conditions.



MADE IN USA



Stock #	Weight/Pr (lbs.)	NOTE: Partial listing of tire sizes	Cross Chain		
			Stock #	Dia. (mm)	No. of Links
1070010	11.0	7X12	0960810	0.234	9
1070110	12.0	7X14, 25X8.50X14	0960810	0.234	9
1070210	13.0	7x16, 6.00x16	0960810	0.234	9
1070310	15.0	8x16, 8.3x16	0961010	0.234	11
1070710	32.0	9.5x16, 29x12.5x16	0970810	0.375	9
1070810	38.0	31x15.50x15, 11.2x16, 8.3x22	0970810	0.375	9
1070910	40.0	12.4x16, 12x16.00, 12.5x16, 9.5x20	0970810	0.375	9
1071010	3400	8.3x24, 8x24	0970810	0.375	9
1071210	34.0	12x16.5	0970810	0.375	9
1072010	45.0	9.5x24, 340/80-18	0971010	0.375	11
1072210	47.0	340x80-20, 360/70-20, 11.2x24, 41x14.00-20	0971010	0.375	11
1073010	51.0	43x16x20, 12.4x24, 11.2x28, 10x28	0971010	0.375	11
1073410	53.0	12.4x28, 11.2x30, 9.5x32	0971010	0.375	11
1074410	60.0	11.2x34, 11.2x36	0971010	0.375	11
1074810	67.0	320/85-34, 12.4x36, 11.2x38, 11.2x38	0971010	0.375	11
1077010	50.0	44X18X20, 13.00X20, 14.9X24, 13.6X24/26	0971210	0.375	13
1077410	48.0	15x19.5	0971210	0.375	13
1077610	58.0	49x16x20, 420/70-24, 17.5x24, 15.5x25, 14.9x26, 420/70-26, 13.6x28	0971210	0.375	13
1077810	64.0	14x24, 14.9x28, 380x85-28, 420x70-28	0971210	0.375	13
1078410	65.0	38085-30, 14.9x30, 13.6x36, 13.9x36	0971210	0.375	13
1078610	72.0	380/85-34, 14.9x34, 13.6x38, 290/90-42	0971210	0.375	13
1078710	100.0	460/85-38, 18.4x42, 420/80x46, 460/85-42	0971410	0.375	15
1078810	109.0	18.4x46, 480/80-46	0971410	0.375	15
1078910	75.0	14.9x38, 380/80-38	0971210	0.375	13
1079010	138.0	23.1x38, 20.8x42, 520/85-38	0972610	0.437	18
1079110	64.0	460/70-24, 16.9x24, 17.5x25, 16.9x26, 17.7x26, 420/80-26, 425/85-26, 420/70-30	0971410	0.375	15
1079310	71.0	18.4x24, 19.5x24, 16.9x28, 420/85-28	0971410	0.375	15
1079410	72.0	18.4x26/28, 16.9x30	0971410	0.375	15
1079510	122.0	600/65-28, 23.1x30, 20.8x34	0972610	0.437	18
1079610	75.0	21Lx24, 480/65-24, 20.5x25, 550/65-25, 555/70-25, 18.4x30, 16.9x34, 15.5x38	0971410	0.375	15
1079710	125.0	24.5x32, 23.1x32, 23.1x34, 20.8x38	0972610	0.437	18
1079810	91.0	18.4x38, 480/80-38, 14.9x46	0971410	0.375	15
1079910	83.0	21Lx28, 18.4x34, 16.9x38, 480/85-34	0971410	0.375	15

Note: Order unit is piece / 2 pieces equal 1 pair.

OTR

QUIK GRIP Skid Steer



Keep your equipment running efficiently with 2-link or 4-link spaced chains that bite when you need traction. Eliminate down time and be ready for anything nature throws at you.

Wide Base Mud Service, Skid Steer & Skid Loader Chain

Square Link Alloy & HD Twist Link versions
2 link and 4 link spacing.

Stock #	Spacing	Rod Dia. (mm/in.)	<i>NOTE: Partial listing of tire sizes</i>	Weight/Pr (lbs.)	Cross Chain Stock #
0341055	4 Link	.281 twist	7.50-16, 235/80-16, 10-16.5NHS, 29-12.00NHS, 29x13.50x15, 38x10x18, 8.00-16, 235/70-15, 235.75-16.5, 245/75-16, 245/70-17.5, 255/75-15, 10x15, 255/70-16, 265/70--15, 265/75-15, 265/60-17, 275/55-17, 275/60-17	34.0	0625110
0341056	2 Link	.281 twist		50.0	0625110
0341095	4 Link	7mm Square		45.0	-
0341096	2 Link	7mm Square		67.0	-
0341098	2 Link	8mm Square		73.0	-
0342755	4 Link	.375 round	10-17.5NHS, 11x15, 29x12.5-16, 31x10.50-15, 31x10.5-16.5, 31x11.50-15, 31x12x16, 32x12-16, 32x12-16.5, 235/85-16, 285/80-17, 265/70-17, 255/75-16, 255/70-17, 265/70-16, 275/70-16, 275/45-20, 285/70-15, 285/60-16	58.0	0642610
0342756	2 Link	.375 round		99.0	0642610
0342955	4 Link	.375 round	12x15, 33x10.5-15, 31x13.50-15, 31x13-16.5, 31x12.50-15, 31.5x13-16.5, 12-16, 32x11.5-15, 33x12.5-15NHS, 33x12.5-16.5, 33x12.50-16, 35x7.50-16.5, 125-15, 265/85-16, 275/75-16, 285/70-16, 285/75-16, 295/75-16, 12-16NHS, 315/70-15, 325/60-15, 345/55-16, 305/70-16, 12-16.5	61.0	0643410
0342956	2 Link	.375 round		99.0	0643410
0342995	4 Link	8mm square		55.0	-
0342996	2 Link	8mm square		92.0	-
0343555	4 Link	.375 round	11x17.5, 12.5x80-18, 14-17.5NHS, 14-17.5SS, 35x12.5-15, 35x12.5-16, 35x12.5-16.5, 35x12.5-18, 36x13.5-15NHS, 36x12.5-16.5, 37x12.5-15, 305/85-16, 305/70-16.5, 305/70-19.5	70.0	0643610
0343556	2 Link	.375 round		122.0	0643610

Packaged: 1 pair per bag

Order unit: Pair



Fork Lift

QUIK GRIP Fork Lift



Packaged in:

Box



Stock #	NOTE: Partial listing of tire sizes	Weight/ pair (lbs.)	Cross Chain		
			Stock #	Dia. (mm)	No. of Links
1191055	6.50-10, 23x9.00x10, 5.70x12, 6x12, 23x5.70, 5.00-14	15.0	0621810	.234	8
1192055	7.50-10, 25x8.5-14, 25x7.5-15, 23x9.00-15, 27x8-16	19.0	QG6221	.234	10
1193055	7.00-12, 27x8.50-15	20.0	QG6221	.234	10
1195055	7.00-15, 28x8.50-15	22.0	QG6221	.234	10
1196055	7.50-15, 28x12-15, 7.50-16	26.0	QG6225	.234	12
1197055	8.15-15, 23x12.5-15	20.0	QG6225	.234	12
1198055	8.25-15	28.0	QG6225	.234	12
1199055	250-15, 27x10.50-15	24.0	QG6225	.234	12
1199555	14-17.5	45.0	QG6259	.281	12
1199755	33x15.50-16.5	66.0	0644610	.375	15

Packaged: 1 pair per carton

Order unit: Pair

Packaged in:

Cloth bag



OTR

Stock #	NOTE: Partial listing of tire sizes	Weight/ pair (lbs.)	Cross Chain		
			Stock #	Dia. (mm)	No. of Links
QG0103	6x12, 6.50-10	14.6	QG6046	5.5	11
QG0107	7.50-10, 23x9-15, 25x7.5-15, 25x8.5-14SS	15.0	QG6046	5.5	11
QG0111	7.00-15NHS, 27x8.50-15NHS, 28x9-15, 29x8-15, 30x8-15NHS, 7.00-12	19.7	QG6046	5.5	11
QG0117	7.50-15, 7.50-16, 27x10.5-15NHS, 28x12-15	23.4	QG6046	5.5	11
QG0125	23x10.5-12	17.6	QG6048	5.5	13
QG0129	27x10.5-15 250-15	21.4	QG6048	5.5	13
QG0137	8.25-15NHS	26.8	QG6048	5.5	13

Packaged: 1 pair per carton

Order unit: Pair

Snow Blower/Garden Tractor



MAX-TRAC Snowblower & Garden Tractor Tire Chains



Chain tensioners:
SMALL (QG20025), MEDIUM (QG20030), LARGE (QG20032),
sold separately

Packaged
in:
Box



*Deep lug tires 4/0 (0.234in) cross chain

Stock #		NOTE: Partial listing of tire sizes	Tensioner Size	2-Link Spacing		4-Link Spacing	
2-Link	4-Link			No. of CC Per 1/2 Pair	Weight/Pair (lbs.)	No. of CC Per 1/2 Pair	Weight/Pair (lbs.)
1060156	-	10x2.75, 10x10.50x2.75	-	10	3.0	-	-
1060256	-	9.5x3, 10.25x3.25, 10x3.50	-	10	4.0	-	-
1060356	-	12x3, 10.5x4.50x4, 4.10/3.50x5, 11x4x4	S	10	5.0	-	-
1060456	-	4.10/3.50x4, 3.40/3.00x5	S	9	4.0	-	-
1060856	-	4.10x3.50x6, 12x3.25, 12.25x3.50, 12x4x6, 4.10x3.50x8	S	11	5.0	-	-
1061056	-	5.30/4.50x6, 14x5.00x6, 15x3.50x6, 13x4x8, 14x5.30x6	S	14	7.0	-	-
1061256	-	12.5x4.50x6, 12x7x4, 13x4.00x5, 10x6x6, 13x5.00x6, 5.3x12, 13x4x6, 13x4.1, 13x5.00x7	S	12	5.0	-	-
1061556	-	4.00x4.80x8	M	16	8.0	-	-
1061756	-	14x5.50x5, 15x5.00x6, 15.5x5x6, 15x6.00x6	S	12	7.0	-	-
1061856	-	18x6.50x8, 17x8x8, 18x7x8	M	16	11.0	-	-
1062056	1062055	5.00x5.70x8, 16x6.50x8, 16x5.50x8	M	13	9.0	7	6.0
1062156	1062155	16x7.50x8, 18x8.50x8	M	14	11.0	7	7.0
1062256	1062255	18x8.5x10, 18x9.50x8, 19x9.50x8	L	14	11.0	7	7.0
1062656	1062655	20x7x12, 20x8.00x8, 20x8.00x10, 20x9.50x8, 21x7x10	L	16	12.0	8	8.0
1062756	1062755	20x9.50x10, 20x10.00x8, 20x10.00x10, 21x8x10	L	16	15.0	8	10.0
1062856	-	22x9.50x12, 22x8x12	L	18	14.0	-	-
1062956	1062955	22x8x10, 8x12, 22x9x12, 23x6.50x12, 23x8.50x12	L	20	15.0	10	9.0
1063056	1063055	20x10.5x12, 21x10.50x12, 21x11.00x8, 22x10x12, 23x9.50x12, 24x8.50x12, 24x8.00x14, 22x10x10	L	20	15.0	10	10.0
1063156	1063155	22x11.00x8, 22x11x10, 23x10.00x12, 23x10.50x12 24x9.50x12	L	19	17.0	10	11.0
1063456	1063455	25x10x8, 24x13x12, 26x10x12, 26x11x12, 26x12x12	L	22	22.0	11	13.0
1063856	1063855	22.5x12x9, 26x13.00x10, 29x12x15	L	25	26.0	13	17.0
1063956	1063955	24x12x10, 24x12.00x12	L	18	18.0	-	-
1065056	-	4.10/3.50-4	S	9	6.0	-	-
1065156	-	12.00x3.50x6, 4.10/3.50x6	S	11	7.0	-	-
1065256	-	4.00/4.80x8, 16x4.8x8	M	15	12.0	-	-
1065356	-	16x6.50x8, 16x6.50x6	M	13	13.0	-	-
1065556	-	13x5.00x6	S	11	9.0	-	-

Packaged: 1 pair per carton

Order unit: Pair



ATV-TRAC V-Bar Tire Chain (Off Road Use)



Don't let the weather hold you back!
Be prepared to get out there in any weather or condition. Promotes Great traction in snow, ice, mud, all terrain.

Optional chain tensioners QG20032 (fits all sizes) or QG20048 (up to 12" rims) are recommended.

Packaged in:

Box



Stock #		NOTE: Partial listing of tire sizes	2-Link Spacing		4-Link Spacing	
2-Link	4-Link		No. of CC Per 1/2 Pair	Weight/Pair (lbs.)	No. of CC Per 1/2 Pair	Weight/Pair (lbs.)
1064156	1064155	21x9x10, 21x10x12, 22x8x10, 22x9x8, 22x10x9, 22x10x10, 23x7x10, 23x8x10, 23x8x11, 23x10x10, 22x9x10, 22x9x12, 23x8.5x12	19	24.0	10	14.0
1064356	1064355	23x10.5x12, 24x11x8, 24x11x19, 24x11x10, 24x11x12, 24x11.5x10, 24x13x9, 25x10x10, 25x10x12, 25x11x10, 25x11x12, 25x12x9, 25x12x10, 25x11x9, 22x12.5x10, 24x10.5x10, 25x10x11, 24x11.5x12, 25x10.5x12, 26x9x12, 26x10x12, 26x9x14, 255/65-12, 27x8x12	21	29.0	11	17.0
1064556	1064555	22x11x8, 22x11x9, 22x11x10, 23x11x10, 24x9x11, 24x9.5x10, 24x10x11, 24x10x12	19	26.0	10	16.0
1064656	1064655	24x8x11, 24x8x12, 26x8x12, 24x9x12, 25x8x12, 6x16	20	24.0	11	15.0
1064756	1064755	25x12x11, 25x12x12, 26x11x12, 26x12x12, 27x11x12, 28x10x12, 26x11x14, 25x13x9	24	32.0	13	20.0

Packaged: 1 pair per carton

Order unit: Pair




OTR

Accessories

When it's time to order your traction products, don't forget to pick up some accessories to be safe. We can help you all along the way.

Everyone here at Peerless is committed to helping you find the right product for your traction needs. That includes the right parts, tools, and accessories. Tire Chains are used under the most strenuous circumstances and in some of the harshest environments. We help you stay ready to make that quick repair, or adjustment to your chains at any time. From replacement cross chains, end hooks, and fasteners....to tensioners, repair tools, and bulk chain, we've got what you need.





ACCESSORIES

Crossmember



SZ Series



ZT Series



Z[®] Replacement Crossmember (Passenger/LT)

Stock #	Use on final assembly #	Overall length (Inches)	Weight per ctn (lbs.)	Factory packaging
SZ1334	SZ315	12.00	2.50	6 bags per ctn
SZ1336	SZ319	13.00	2.40	6 bags per ctn
SZ1338	SZ323, SZ327, SZ329	14.00	2.60	6 bags per ctn
SZ1340	SZ331	15.00	2.70	6 bags per ctn
SZ1342	SZ335, SZ339	16.00	2.90	6 bags per ctn
SZ1344	SZ343	17.00	3.00	6 bags per ctn
ZT1742	ZT729, ZT735	17.00	7.20	10 bags per ctn
ZT1744	ZT741	18.00	7.40	10 bags per ctn
ZT1746	ZT747, ZT751	19.00	7.90	10 bags per ctn

Packaged: 2 per poly bag with header card

Order unit: Pair

Super Z[®] Crossmember repair:



1 Lay the chains down with the flat side of the eyelets (Marked TIRE SIDE) towards the ground.



2 Open the eyelet flap (about 20°-30°) and take the old crossmember out through the hole in the flat side of the eyelet.



3 Insert the new crossmember through the hole in the flat side of the eyelet.



4 Close with a hammer and make sure that the crossmember is securely seated in the eyelet.

Super Z[®] HD Replacement Crossmember (Truck Single)

Stock #	Use on final assembly #	Overall length (Inches)	Weight per ctn (lbs.)	Factory packaging
ZT8259	ZT835	19.00	9.00	10 per carton
ZT8261	ZT837, ZT841	20.00	9.10	10 per carton
ZT8263	ZT853, ZT859, ZT865, ZT869, ZT881	21.00	9.00	10 per carton
ZT8265	ZT877, ZT887, ZT-118	22.00	9.20	10 per carton
ZT8267	ZT891, ZT892	24.00	10.50	10 per carton
ZT8269	ZT897	26.00	11.10	10 per carton
ZT8275	ZT896	29.00	12.60	10 per carton
ZT8277	ZT899	27.00	11.60	10 per carton
ZT8283	ZT898	31.00	13.30	10 per carton

Packaged: Bulk

Order unit: Each

Super Z[®] Replacement Crossmember (OTR)

Stock #	Use on final assembly #	Overall length (Inches)	Weight per ctn (lbs.)	Factory packaging
ZT1532	ZT-132	26.00	9.00	10 per carton
ZT1541	ZT-141	30.00	11.00	10 per carton
ZT1543	ZT-143	32.00	12.50	10 per carton
ZT1545	ZT-145	38.00	14.00	10 per carton

Packaged: Bulk

Order unit: Each



Super Z[®] HD QuikDraw[™] Replacement Crossmember (Dual/Triple)

Stock #	Use on final assembly #	Overall length (Inches)	Weight per ctn (lbs.)	Factory packaging
ZT9932	ZT948	32.00	16.00	5 per carton
ZT9933	ZT956	33.00	16.00	5 per carton
ZT9934	ZT962	34.00	16.00	5 per carton
ZT9935	ZT970, ZT982	35.00	17.50	5 per carton
ZT9936	ZT990	36.00	17.50	5 per carton

Packaged: Bulk

Order unit: Each



Z-Chain[®] Replacement Crossmember

Stock #	Use on final assembly #	Overall length (Inches)	Weight per ctn (lbs.)	Factory packaging
Z-9380	Z-539	14.00	6.20	10 per carton
Z-9384	Z-547	15.50	6.80	10 per carton
Z-9388	Z-555, Z-563	16.00	7.00	10 per carton
Z-9390	Z-571	16.50	7.20	10 per carton
Z-9394	Z-575, Z-579	17.00	7.20	10 per carton
Z-9398	Z-583	18.00	7.60	10 per carton

Packaged: 2 per poly bag with header card

Order unit: Pair



Alloy Radial Chain[®] Replacement Crossmember

Stock #	Use on final assembly #	Overall length (Inches)	Weight per ctn (lbs.)	Factory packaging
TC8611	TA1939, TA1941	14.89	3.50	10 per carton
TC8615	TA1943	15.94	3.50	10 per carton
TC8619	TA1945	16.88	4.00	10 per carton
TC8623	TA1947, TA1949	17.44	4.00	10 per carton
TC8627	TA1951	18.00	4.00	10 per carton
TC8637	TA2071	23.00	5.30	10 per carton
TC8639	TA2069	24.00	5.50	10 per carton
TC8754	TA3939, TA3941	28.00	2.40	6 per carton
TC8758	TA3943	30.00	2.50	6 per carton
TC8762	TA3945	31.00	2.65	6 per carton
TC8766	TA3947	31.50	2.65	6 per carton
TC8770	TA3949	32.00	2.70	6 per carton

Packaged: Bulk

Order unit: Each

Cross Chains



Quik Grip standard link

* Square rod alloy



Quik Grip® Regular Link & Square Rod Replacement Cross Chain with End Hooks (Bulk packaging)

Stock #	Number of links	Diameter of links (Inches)		Inside length Cross chain with end hooks (In.)	Cross chain end hook number	Weight per bag (lbs.)	Factory packaging
QG5414	7	11/64	0.177	10.38	QG20056	11.50	50 / bag
QG5419	8	11/64	0.177	11.56	QG20056	13.00	50 / bag
QG5420	9	11/64	0.177	12.74	QG20056	14.00	50 / bag
QG5422	10	11/64	0.177	13.92	QG20056	15.00	50 / bag
*QG6046	11	5.5mm x 5.5mm	-	13.89	QG20051	15.25	25 / bag
*QG6048	13	5.5mm x 5.5mm	-	15.93	QG20051	17.25	25 / bag
*QG6121	10	5.5mm x 5.5mm	-	12.88	QG20151	14.60	25 / bag
*QG6125	12	5.5mm x 5.5mm	-	14.92	QG20151	20.00	25 / bag
*QG6153	13	7mm x 7mm	-	15.75	QG20154	31.90	25 / bag
*QG6155	15	7mm x 7mm	-	17.75	QG20154	35.50	25 / bag
*QG6160	9	8mm x 8mm	-	16.08	QG20154	32.50	25 / bag
*QG6163	11	8mm x 8mm	-	18.88	QG20154	37.50	25 / bag
QG6219	9	15/64	0.234	12.12	QG20051	27.50	50 / bag
QG6221	10	15/64	0.234	13.12	QG20051	30.00	50 / bag
QG6221-10							10/bag
QG6222	10	5/16	0.312	14.34	QG20054	31.20	25 / bag
QG6225	12	15/64	0.234	15.12	QG20051	33.00	50 / bag
QG6225-10							10/bag
QG6226	12	5/16	0.312	16.50	QG20054	75.00	50 / bag
QG6227	13	15/64	0.234	16.12	QG20051	35.00	50 / bag
QG6229	14	15/64	0.234	17.12	QG20051	35.00	5 / ctn
QG6251	9	9/32	0.281	14.37	QG20053	47.00	50 / bag
QG6251-10							10/bag
QG6253	10	9/32	0.281	15.62	QG20053	51.00	50 / bag
QG6255	11	9/32	0.281	16.87	QG20053	62.50	50 / bag
QG6256	8	5/16	0.312	14.62	QG20054	60.00	50 / bag
QG6259	12	9/32	0.281	18.12	QG20053	58.00	50 / bag
QG6260	9	5/16	0.312	16.01	QG20054	32.50	25 / bag
QG6260-10							10/bag
QG6263	10	5/16	0.312	17.40	QG20054	38.00	25 / bag
QG6263-10							10/bag
QG6265	16	9/32	0.281	23.12	QG20053	37.50	25 / bag
QG6266	11	5/16	0.312	18.79	QG20054	35.00	25 / bag
QG6426	10	3/8	0.375	16.12	QG20054	50.00	25 / bag
QG6435	11	3/8	0.375	17.36	QG20054	55.00	25 / bag
QG6436	12	3/8	0.375	18.62	qq20054	58.00	25 / bag
QG6438	13	3/8	0.375	19.88	qq20054	62.00	25 / bag
QG6445	14	3/8	0.375	21.14	QG20055	65.00	25 / bag
QG6630R	17	3/8	0.375	25.00	QG20055	79.00	25 / bag
QG6640	15	7/16	0.437	28.18	QG20058	44.00	10 / bag
QG6650	19	7/16	0.437	34.43	QG20058	54.00	10 / bag
QG6660	20	17/32	0.531	39.43	QG20059	94.00	10 / bag
QG7213	13	5/16	0.312	21.57	QG20054	42.50	25 / bag
QG7214	14	5/16	0.312	22.96	QG20054	44.00	25 / bag
QG7215	15	5/16	0.312	24.35	QG20054	46.00	25 / bag
QG7216	20	5/16	0.312	31.30	QG20054	57.00	25 / bag
QG7420	16	3/8	0.375	23.66	QG20055	68.00	25 / bag
QG7426	19	3/8	0.375	27.44	QG20055	65.00	20 / bag
QG9562	17	7/16	0.437	31.29	QG20058	49.00	10 / bag
QG9567	22	7/16	0.437	39.09	QG20058	60.00	10 / bag

Packaged: Bulk

Order unit: Each



LT PRCables

V - Bar Link Chain



Alloy Stud Chain



Quik Grip® V-Bar & *Alloy Stud Chain Replacement Cross Chain with End Hooks (Bulk packaging)

Stock #	Number of links	Diameter of links (Inches)		Inside length Cross chain with end hooks (In.)	Cross chain end hook number	Weight per bag (lbs.)	Factory packaging
QG5820	9	13/64	0.207	12.03	QG20050	11.00	25 / bag
QG5822	10	13/64	0.207	12.94	QG20050	12.00	25 / bag
QG6819	9	15/64	0.234	12.12	QG20051	32.00	50 / bag
QG6821	10	15/64	0.234	13.12	QG20051	33.00	50 / bag
QG6821-10							10/bag
QG6822	9	9/32	0.281	14.37	QG20053	55.00	50 / bag
QG6822-10							10/bag
QG6825	12	15/64	0.234	15.12	QG20051	39.00	50 / bag
QG6825-10							10/bag
QG6826	11	9/32	0.281	16.87	QG20053	74.00	50 / bag
QG6853	10	9/32	0.281	15.62	QG20053	60.00	50 / bag
QG6853-10							10/bag
QG6859	12	9/32	0.281	18.12	QG20053	74.00	50 / bag
QG6860	9	5/16	0.312	16.01	QG20054	37.00	25 / bag
QG6860-10							10/bag
QG6863	10	5/16	0.312	17.40	QG20054	40.00	25 / bag
QG6866	11	5/16	0.312	18.79	QG20054	45.00	25 / bag
*QG56966	11	8mm	0.315	16.14	QG20254	39.25	25 / bag
*QG56968	12	8mm	0.315	17.30	QG20254	42.01	25 / bag
QGV5315	9	9/32	0.281	14.75	QG20054	65.00	50 / bag
QGV5340HD	11	5/16	0.312	18.79	QG20054	44.00	25 / bag
QGV5355	12	5/16	0.312	20.18	QG20054	48.80	25 / bag

Packaged: Bulk


Order unit: Each

Quik Grip® Replacement Cross Chain for Twin Grip Tractor Chain

Stock #	Number of links	Diameter of links (Inches)	Inside length CC with end hook (In.)	Cross chain end hook #	Weight per bag (lbs)	Factory packaging
QG8330	11	3/8 0.375	22.30	QG20054	60.00	10 / bag
QG8350	14	3/8 0.375	27.40	QG20054	66.00	10 / bag
QG8360	16	3/8 0.375	30.86	QG20054	76.00	10 / bag

Packaged: Bulk

Order unit: Each



Diamond Blue® Replacement Cross Chain

Stock #	Number of links	Used on final assembly #	Weight per bag (lbs)	Factory packaging
DB6051	9 - 5 - 11	DB2141, DB2145, DB2149	20.50	10 / bag
DB6053	11 - 5 - 11	DB2143, DB2147, DB2151	20.50	10 / bag

Packaged: Bulk

Order unit: Each



ACCESSORIES

Cross Chains



Domestic Regular Link Replacement Cross Chain with End Hooks (Bulk packaging)

Standard Link

Stock #	Number of links	Diameter of links (Inches)		Inside length Cross chain with end hooks (In.)	Cross chain end hook number	Weight per bag (lbs.)	Factory packaging
0621810	8	15/64	0.234	11.44	2005110	13.00	25 / bag
0621910	9	15/64	0.234	12.44	2005110	15.00	25 / bag
0622110	10	15/64	0.234	13.44	2005110	16.00	25 / bag
0622410	11	15/64	0.234	14.44	2005110	18.00	25 / bag
0622510	12	15/64	0.234	15.44	2005110	19.00	25 / bag
0623410	13	5/16	0.312	16.25	2005310	37.00	25 / bag
0625110	9	9/32	0.281	14.38	2005310	24.50	25 / bag
0625310	10	9/32	0.281	15.63	2005310	26.00	25 / bag
0625610	8	5/16	0.312	14.94	2005510	33.00	25 / bag
0625910	12	9/32	0.281	18.13	2005310	30.00	25 / bag
0626010	9	5/16	0.312	16.31	2005510	38.00	25 / bag
0626310	10	5/16	0.312	15.63	2005510	40.00	25 / bag
0626510	16	9/32	0.281	23.13	2005310	37.00	25 / bag
0626610	11	5/16	0.312	19.13	2005510	43.00	25 / bag
0626710	17	9/32	0.281	24.38	2005310	38.00	25 / bag
0642610	10	3/8	0.375	16.44	2005510	51.00	25 / bag
0643410	11	3/8	0.375	17.75	2005510	55.00	25 / bag
0643610	12	3/8	0.375	19.00	2005510	59.00	25 / bag
0643810	13	3/8	0.375	20.25	2005510	62.00	25 / bag
0644610	15	3/8	0.375	22.75	2005510	67.00	25 / bag
0664010	15	7/16	0.437	28.55	2005710	45.00	10 / bag
0665010	19	7/16	0.437	34.80	2005710	54.00	10 / bag
0675010	19	17/32	0.531	39.75	2005410	87.00	10 / bag
0675310	22	17/32	0.531	45.31	2005410	100.00	10 / bag
0675610	26	17/32	0.531	52.72	2005410	116.00	10 / bag
0721310	13	5/16	0.312	21.88	2005510	46.00	25 / bag
0721410	14	5/16	0.312	23.25	2005510	48.00	25 / bag
0721510	15	5/16	0.312	24.66	2005510	50.00	25 / bag
0721610	20	5/16	0.312	31.61	2005510	62.00	25 / bag
0742010	16	3/8	0.375	24.01	2005510	70.00	25 / bag
0742210	17	3/8	0.375	25.31	2005510	78.00	25 / bag
0742610	19	3/8	0.375	27.84	2005510	80.00	25 / bag
0981110	7	3/8	0.375	16.50	2005510	44.00	25 / bag
0981210	8	3/8	0.375	18.25	2005510	51.75	25 / bag
0981410	10	3/8	0.375	21.88	2005510	61.00	25 / bag
0981610	11	3/8	0.375	23.63	2005510	65.75	25 / bag
0981710	14	7/16	0.437	32.00	2005710	44.90	10 / bag
0981910	13	3/8	0.375	27.31	2005510	75.00	25 / bag
0982110	16	3/8	0.375	31.63	2005510	35.00	25 / bag
0985510	15	7/16	0.437	33.25	2005710	46.30	10 / bag

Packaged: Bulk

Order unit: Each



Cross Chains



Domestic V-Bar Replacement Cross Chain with End Hooks (Bulk packaging)

V-Bar Standard Link

Stock #	Number of links	Diameter of links (Inches)		Inside length Cross chain with end hooks (In.)	Cross chain end hook number	Weight per bag (Lbs.)	Factory packaging
0681910	9	15/64	0.234	12.44	2005110	15.00	25 / bag
0682110	10	15/64	0.234	13.44	2005110	16.00	25 / bag
0682210	9	9/32	0.281	14.38	2005310	28.00	25 / bag
0682410	11	15/64	0.234	14.44	2005110	18.00	25 / bag
0682510	12	15/64	0.234	15.44	2005110	19.00	25 / bag
0682610	11	9/32	0.281	16.44	2005310	32.00	25 / bag
0683410	12	9/32	0.281	18.13	2005310	34.00	25 / bag
0683810	12	5/16	0.312	20.40	2005510	48.00	25 / bag
0684610	14	5/16	0.312	23.31	2005510	54.00	25 / bag
0685310	10	9/32	0.281	15.63	2005310	26.00	25 / bag
0686010	9	5/16	0.312	16.31	2005510	38.00	25 / bag
0686310	10	5/16	0.312	17.69	2005510	40.00	25 / bag
0686610	11	5/16	0.312	19.13	2005510	43.00	25 / bag

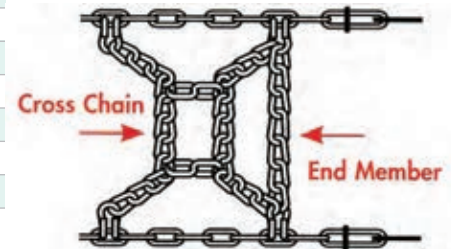
Packaged: Bulk

Order unit: Each

Domestic Duo-trac Cross Chain "H" Pattern and End Member with *End Hooks



Stock #	Number of links	Diameter of links (Inches)	Inside length CC with end hook (In.)	Cross chain end hook #	Weight per bag (Lbs)	Factory packaging
0970810	9	0.375	16-9/32	2005510	24.00	5 / bag
0971010	11	0.375	19-7/8	2005510	27.05	5 / bag
0971210	13	0.375	23-1/2	2005510	30.15	5 / bag
0971410	15	0.375	27-1/8	2005510	34.95	5 / bag
0972610	18	0.437	35-7/64	2005710	61.00	5 / bag
*0971218	12	0.375	21-11/16	2005510	15.00	5 / bag
*0971418	14	0.375	25-5/16	2005510	15.00	5 / bag
*0972618	17	0.437	33-5/32	2005710	30.00	5 / bag



Packaged: Bulk

Order unit: Each

* Cross chain end member with end hooks

Domestic Straight Link Side Chain (Non-hardened & *Case hardened)



Stock #	Rod diameter (Inches)	Trade size	Finish	Type	Inside length (Inches)	Weight per 100 ft (Lbs.)	Factory packaging	Bulk part number	Feet per drum
3000110	5/32	#1	Bright Zinc	Passenger	1.24	19.00	100 ft / bag	3000185	1,500
3001010	11/64	1/0	Bright Zinc	Passenger	1.25	23.00	100 ft / bag	3001085	1,500
3002010	3/16	2/0	Bright Zinc	Garden Tractor - PL	1.31	27.00	100 ft / bag	3002085	1,000
3004010	7/32	4/0	Bright Zinc	Light Truck	1.38	31.00	100 ft / bag	3004085	1,000
3006010	9/32	6/0	Bright Zinc	Light Truck - Truck	1.82	53.00	100 ft / bag	3006085	500
3007010	5/16	7/0	Shot Blasted	Truck	1.92	66.00	100 ft / bag	3007085	500
3007110	5/16	7/0	Bright Zinc	Tractor	2.12	64.00	100 ft / bag	3007185	500
3009010	3/8	9/0	Bright Zinc	OTR - Tractor	2.17	72.00	100 ft / bag	3009085	500
3009510	7/16	11/0	Bright Zinc	OTR	2.25	64.00	100 ft / drum	3009585	350
*3007190	5/16	7/0	Bright Zinc	OTR	2.12	100.00	100 ft / bag	3007195	84
*3009090	3/8	9/0	Bright Zinc	OTR	2.17	149.00	100 ft / bag	3009084	400

Packaged: Bulk

Order unit: Foot



ACCESSORIES

OTR Extreme Alloy - 3 link Net Replacement - with Wear Bars

Stock #	Used on	Size	Weight per ctn (lbs)	Factory packaging
QGX9908	QGX715, QGX724,	8.2mm	5.15	10 / bag
QGX9910	QGX715X, QGX720X, QGX724X, QGX733X, QGX745X	10mm	9.20	10 / bag
QGX9912	QGX724XD, QGX733XD, QGX745XD	12mm	14.70	10 / bag

Packaged: Bulk

Order unit: each



OTR Extreme Alloy - 3 link Net Replacement

Stock #	Used on	Size	Weight per ctn (lbs)	Factory packaging
QGX9908	QGX715, QGX724,	8.2mm	4.65	10 / bag
QGX9910	QGX715X, QGX720X, QGX724X, QGX733X, QGX745X	10mm	8.50	10 / bag
QGX9912	QGX724XD, QGX733XD, QGX745XD	12mm	12.90	10 / bag

Packaged: Bulk

Order unit: each



OTR Extreme Alloy - Repair Links

Stock #	Used on	Size	Weight per ctn (lbs)	Factory packaging
QGX9708	QGX715, QGX724	8.2mm	1.00	10 / bag
QGX9710	QGX715X, QGX720X, QGX724X, QGX733X, QGX745X	10mm	1.80	10 / bag
QGX9712	QGX724XD, QGX733XD, QGX745XD	12mm	2.90	10 / bag

Packaged: Bulk

Order unit: each



OTR Extreme Alloy - Connecting Repair Hook

Stock #	Used on	Size	Weight per ctn (lbs)	Factory packaging
QGX9008	QGX715, QGX724,	8.2mm	3.95	10 / bag
QGX9010	QGX715X, QGX720X, QGX724X, QGX733X, QGX745X	10mm	7.05	10 / bag
QGX9012	QGX724XD, QGX733XD, QGX745XD	12mm	8.45	10 / bag

Packaged: Bulk

Order unit: each



OTR Extreme Alloy - Split Repair Ring

Stock #	Used on	Size	Weight per ctn (lbs)	Factory packaging
QGX5012	QGX724XD, QGX733XD, QGX745XD	12mm	3.60	10 / bag

Packaged: Bulk

Order unit: each



OTR Ladder Alloy - Ladder Style Crosschains

Stock #	Used on	Size	Weight per ctn (Lbs)	Factory packaging
ES9980	E2612-4	10mm	31.90	10 / bag
ES9990	E2615S-2, E2615S-4	10mm	33.83	10 / bag
ES9901	E2624S-2, E2624S-4	10mm	36.20	10 / bag
ES9902	E2627S-2, E2627S-4	10mm	39.90	10 / bag
ES9903	E2633S-2, E2633S-4	10mm	47.00	10 / bag

Packaged: Bulk

Order unit: each



Tensioners

Multi-Arm Tire Chain Tensioners (2 tensioners per bag)

Stock #	Description	Used on	Weight per ctn (lbs)	Factory packaging
QG20007	Rubber w/ 6 hooks	BLUE- Light truck with 16" – 19.5" wheels	8.50	10 bags / ctn
QG20009	Rubber w/ 6 hooks	YELLOW- Truck with 18" – 24.5" wheels	15.0	10 bags / ctn


Packaged: 2 per poly bag

Order unit: Pair

QG20007



QG20009



Quik Grip® Link Chain Rubber Tensioners

Stock #	Description	Size (mm)	Used on	Weight per ctn (lbs)	Factory packaging
QG20025	Rubber w/ 5 hooks	8.5 x 89	Small garden tractor, snow blower	4.00	10 bags / ctn
QG20030	Rubber w/ 4 hooks	9.5 x 139	Medium garden tractor, snow blower	4.00	10 bags / ctn
QG20032	Rubber w/ 4 hooks	10 x 160	Large garden tractor, snow blower & ATV	4.00	10 bags / ctn
QG20069	Rubber w/ 5 hooks	13.5 x 400	Truck link	16.00	12 bags / ctn
QG20070-10	Rubber w/ 5 hooks	8.5 x 250	Passenger link	5.00	10 bags / ctn
QG20074-10	Rubber w/ 5 hooks	10.0 x 300	Light truck link	6.00	10 bags / ctn

Packaged: 2 per poly bag

Order unit: Pair

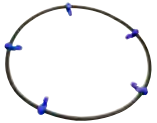
QG20030
QG20032



QG20025
QG20070-10



QG20069



Quik Grip® Link Chain Spring Tensioners

Stock #	Description	Used on	# Springs per tightener	Weight per ctn (lbs)	Factory packaging
QG20048	Ring and springs	ATV 8"-12" wheels	4	9.00	10 bags / ctn
QG20071	Chain and springs	Light truck link	5	25.00	12 boxes / ctn
QG20072	Chain and springs	Medium truck link	4	45.00	12 boxes / ctn
QG20073	Chain and springs	Large truck link	6	60.00	12 boxes / ctn

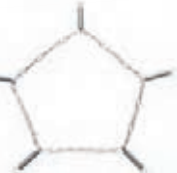
Packaged: 1 pair per box

Order unit: Pair

QG20048



QG20071
QG20072
QG20073



Cable Chain Rubber Tensioners (2 tensioners per bag)

Stock #	Size (mm)	Used on final assembly #	Weight per bag (lbs)	Factory packaging
SZ1172	9.5 x 139	SZ115, SZ137, SZ315, SZ335	4.00	10 bags/ctn
SZ1174	10 x 160	SZ139, SZ143, SZ339, SZ343, SZ429, ZT729	5.00	10 bags/ctn
SZ1176	10 x 195	SZ435, SZ441, SZ447, SZ451, ZT735, ZT741, ZT747, ZT751	5.00	10 bags/ctn
SZ1180	12 x 226	SZ462, SZ497	5.50	10 bags/ctn
TA8069	13.5 x 450	TA2069, TA2071, TA3939, TA3949	16.00	12 bags/ctn

Packaged: 2 per poly bag

Order unit: Pair



Super Z® HD Rubber Tensioners (2 tensioners per bag)

Stock #	Size (mm)	Used on final assembly #	Weight per ctn (lbs)	Factory packaging
ZT1869	10 x 270	Custom	3.60	6 bags/ctn
ZT1870	10 x 300	ZT881, ZT887, ZT897, ZT899	3.60	6 bags/ctn
ZT1874	10 x 380	ZT-118	3.60	6 bags/ctn
ZT1875	13.5 x 400	Custom	3.60	6 bags/ctn
ZT1876	13.5 x 450	ZT898, ZT-132, ZT-141, ZT-143, ZT-145	3.60	6 bags/ctn
ZT1878	9.5 x 139	Custom	3.60	6 bags/ctn
ZT1882	10 x 195	ZT835, ZT837, ZT841, ZT853, ZT859, ZT865, ZT869, ZT877, ZT891, ZT892, ZT896	3.60	6 bags/ctn

Packaged: 2 per poly bag

Order unit: Pair



ACCESSORIES

Plastic Replacement Tensioner Hooks

Stock #	Fits hoop size (mm)	Used on final assembly #	Weight per bag (lbs)	Factory packaging
QG20039	9.5 & 10	QG20030 / QG20032	3.00	12 per bag / 6 bags per ctn
QG20079-P	13.5	QG20069	2.80	50 / Bag
SZ1196	9.5 x 10	SZ100, SZ300, SZ429-451 & ZT700 Series	0.60	12 per bag / 6 bags per ctn
SZ1198	12	SZ468-SZ492	0.83	12 per bag / 6 bags per ctn
TA8085	13.5	TA2069 - TA3900 Series	0.50	14 per bag / 6 bags per ctn

Packaged: 1 per poly bag

Order unit: Each



Cable Replacement Tensioner Hooks


Stock #	Color	Used on final assembly #	Weight per ctn (lbs)	Factory packaging
ZT1807Y	Yellow	All ZT800 & 100 Series	2.00	25 / ctn
ZT1807B	Blue	All ZT800 & 100 Series	2.00	25 / ctn
ZT1807R	Red	All ZT800 & 100 Series	2.00	25 / ctn
ZT1807K	Black	All ZT800 & 100 Series	2.00	25 / ctn

Packaged: Bulk

Order unit: Each



Super Z[®] HD Dual/Triple Center Draw Chain Fastener



ZT9970

Weight / Ctn: 2.00 Lbs.
Packaged: Bulk
Factory Package: 10 / ctn
Order Unit: Each

Diamond Blue[®] Side Chain Hold Down



DB9970

Size: All Diamond Blue Product
Weight / Ctn: 2.5 Lbs.
Factory Package: 10 / ctn
Order Unit: Each

Link Chain Rubber Tensioner Metal Hook

Stock #	Description	Rod Diameter (inches)	Inside length (Inches)	Weight per bag (lbs)	Factory packaging
QG20075	QG20070	0.156	1.20	2.00	100 / bag
QG20078	QG20074	0.158	1.25	2.25	100 / bag

Packaged: Bulk

Order unit: Each

QG20075 & QG20078



CAM with Long Link (Link not welded)

Stock #	use on:	Weight per bag (lbs)	Factory packaging
QG20082	Light truck (0.234 side chain)	5.00	25 / bag
QG20083	Truck (0.281 & 0.312 side chain)	11.00	25 / bag
QG20283	Alloy Stud Chain	11.00	25 / bag

Packaged: Bulk

Order unit: Each



CAM Tightening Tools (For Quik Grip and Diamond Blue)



QG20088

Size: For light truck CAM
Weight / Bag: 1.50 Lbs.
Package: Bulk
Factory Package: 10 / bag
Order Unit: Each

QG20095

Size: For truck CAM
Weight / Bag: 3.30 Lbs.
Package: Bulk
Factory Package: 10 / bag
Order Unit: Each





Parts/Accessories

Super Z® HD Inside Fastener Speed Hook

Stock #	Use on final assembly #	Rod diameter (Inches)	Inside length (Inches)	Weight per ctn (Lbs)	Factory packaging
ZT1802	All ZT800 stock #'s	0.280	1.68	1.50	25 / carton
ZT1803	All ZT100 & ZT900 stock #'s	0.380	2.18	4.00	25 / carton

Packaged: Bulk

Order unit: Each



TA Alloy Radial Chain® Fastener Repair Kit

Stock #	Used on final assembly #	Description	Weight per ctn (lbs)	Factory packaging
TA8094	All TA truck chains	Complete fastener kit for 1/2 pair	20.00	10 kits / carton

Packaged: 1 kit per bag

Order unit: Each




Link Chain Side Chain End Fastener

Stock #	Type	Weight per bag/ctn (lbs)	Factory packaging
QG20022	Snowblower/garden tractor (0.122 - 0.150 side chain)	0.75	25 / bag
QG20023	Snowblower/garden tractor (0.162 - 0.192 side chain)	0.75	25 / bag
QG20060	RP passenger & light truck	3.00	25 / bag
QG20061	HD CAM truck (with keeper link)	6.30	25 / bag
QG20062	CTO truck (with keeper link)	9.60	25 / bag
QG20062XL	Stud chain	29.00	50 / bag
QG20063	Light truck	8.00	25 / bag
QG20064	PL passenger	1.00	25 / bag
QG20065	9/32", 5/16" side chain	12.00	25 / bag
QG20066	3/8", 7/16" side chain	23.00	25 / bag
QG20068	9/32", 5/16" with clevis attachment	5.00	10 / bag
*2006420	Tractor	6.00	10 / ctn
*2009320	Heavy Tractor - OTR	10.00	10 / ctn
*2033030	7/32" side chain	4.075	25 / ctn

Packaged: Bulk

Order unit: Each



ACCESSORIES

Link Chain Inside Fastener Speed Hook

Domestic Stock #	Factory packaging	Weight per bag (lbs.)	Import Stock #	Factory packaging	Weight per bag (lbs.)	Rod diameter (Inches)	Used on final assembly
2008220	25 / bag	2.00	QG20080	100 / bag	6.00	0.250	Passenger, Light truck
2008020	25 / bag	3.00	QG20081	100 / bag	2.00	0.177	PL Passenger
2008420	25 / bag	4.00	QG20084	50 / bag	6.00	0.312	Truck
2008520	10 / bag	3.00	QG20085	50 / bag	9.00	0.375	LT CTO, Mud, Off-Road, Tractor
-	-	-	QG20086	25 / bag	4.00	0.375	CAM, CAM HD
-	-	-	QG20087	50 / bag	24.00	0.393	CTO
-	-	-	QG20186	25 / bag	4.50	0.375	Alloy square rod truck
-	-	-	QG20287	100 / bag	27.50	0.393	Alloy stud chain

Packaged: Bulk

Order unit: Each



Cross Chain Swivel Hooks

Stock #	For use with side chain	For use with cross chain	Type	Weight per bag/ctn (lbs)	Factory packaging	
QG20098	7/0	0.312	9/0	Swivel hook	13.00	50
QG20099	9/0	0.375	11/0	Swivel hook w/washer	22.50	50
QG20100	11/0	0.437	14/0	Swivel hook w/washer	25.00	50

Packaged: Bulk

Order unit: Each



Cross Chain End Hook

Domestic Stock #	Factory packaging	Weight per bag (lbs.)	Import Stock #	Factory packaging	Weight per bag (lbs.)	Rod diameter (Inches)	Inside length (Inches)	Used on final assembly	
2005010	50 / bag	3.00	QG20050	25 / bag	2.00	13/64	0.207	1.875	Passenger
2005110	50 / bag	5.00	QG20051	25 / bag	2.00	1/4	0.250	1.562	Light Truck
			QG20051-10	10/bag					
2005310	50 / bag	8.00	QG20053	25 / bag	4.00	5/16	0.312	1.562	Truck
			QG20053-10	10/bag					
2005510	50 / bag	14.00	QG20054	25 / bag	6.00	3/8	0.375	1.750	Mud, Off-Road, CTO
			QG20054-10	10/bag					
-	-	-	QG20055	25 / bag	8.00	13/32	0.406	1.750	Tractor, Off-Road
2004610	50 / bag	2.00	QG20056	25 / bag	1.00	11/64	0.177	1.060	PL Passenger
2005710	50 / bag	20.00	QG20057	25 / bag	9.50	13/32	0.406	2.375	Tractor
2005410	50 / bag	23.00	QG20058	25 / bag	11.00	7/16	0.437	2.375	Off-Road
-	-	-	QG20059	25 / bag	19.00	17/32	0.531	2.716	Off-Road
-	-	-	QG20151	25 / bag	2.50	1/4	0.250	1.400	Alloy Square Rod LT
-	-	-	QG20154	25 / bag	5.00	5/16	0.312	1.700	Alloy Square Rod Truck
-	-	-	QG20254	25 / bag	7.00	3/8	0.394	1.752	Alloy Stud Chain

Packaged: Bulk

Order unit: Each



Cross Chain Repair Link (Self closing)

Stock #	Rod diameter (Inches)	Finish	Description	Weight per bag/ctn (lbs)	Factory packaging
QG20027	0.207	Bright zinc	All passenger	4.00	100 / bag
QG20028	0.250	Lacquer	Light Truck	6.00	100 / bag
QG20029	0.312	Lacquer	Truck	10.00	100 / bag

Packaged: Bulk

Order unit: Each



Side Chain End Lap Repair Links

Stock #	Rod diameter (Inches)	Used on final assembly #	Inside length (Inches)	Weight per bag (lbs)	Factory packaging
8030135	0.219	Passenger	1.00	3.00	100 / ctn
8030235	0.250	Light truck	1.22	3.50	50 / ctn
8030335	0.281	Truck	1.51	7.50	50 / ctn
8030435	0.312	Truck, Large truck	1.65	11.50	50 / ctn
8034435	0.375	Off Road	2.13	13.50	50 / ctn
QG20046	0.207	Passenger (V-shaped)	0.95	4.00	100 / bag

Packaged: Bulk

Order unit: Each





Cross Chains



Domestic Twist Link Cross Chain (Hardened to NACM specifications)

Stock #	Rod diameter (Inches)	Trade size	Finish	Type	Inside length (Inches)	Weight per bag (lbs.)	Factory packaging
3013012	0.203	3/0	Bright	Light Truck	0.922	35.00	100 ft / bag
3014012	0.234	4/0	Bright	Light Truck	1.000	49.00	100 ft / bag
3016112	0.281	6/0	Bright	Light Truck - Truck	1.240	70.00	100 ft / bag
3017012	0.312	7/0	Bright	Light Truck - Truck (Short pitch)	1.100	98.00	100 ft / bag
3017112	0.312	7/0	Bright	Light Truck - Truck	1.390	83.00	100 ft / bag
3019012	0.375	9/0	Bright	Truck	1.265	135.00	100 ft / bag
3019112	0.375	9/0	Bright	Tractor	1.808	114.00	100 ft / bag
3011112	0.422	11/0	Bright	Tractor, OTR	1.562	84.00	50 ft / bag
3019312	0.437	11/0	Bright	Tractor, OTR	1.950	79.00	50 ft / bag
3019712	0.531	14/0	Bright	Heavy Equipment, OTR	1.850	92.50	50 ft / bag

Packaged: Bulk

Order unit: Foot

Straight Link Side Chain (Non-hardened)

*Note: For older model Stud Chains



Stock #	Rod diameter (Inches)	Trade size	Finish	Type	Inside width (Inches)	Inside length (Inches)	Weight per bag (lbs.)	Factory packaging	
QG30005	5/32	0.162	#1	Bright Zinc	PL	0.285	1.251	19.00	100 ft / bag
QG30020	3/16	0.193	2/0	Lacquer	RP	0.339	1.300	26.00	100 ft / bag
QG30040	7/32	0.217	4/0	Lacquer	LSH, DH, RLS	0.354	1.390	34.00	100 ft / bag
QG30060	9/32	0.281	6/0	Lacquer	CAM, LSM, RS, RDT, DH, SH, DTH	0.490	1.812	55.00	100 ft / bag
QG30065	9/32	0.281	6/0	Lacquer	CAM HD	0.500	1.956	55.00	100 ft / bag
QG30070	5/16	0.312	7/0	Lacquer	SM, DTM, OTR, FTH, CTO-RS	0.490	1.921	67.00	100 ft / bag
QG30090	3/8	0.375	9/0	Lacquer	FTH, OTR	0.530	2.172	110.00	100 ft / bag
QG30100	7/16	0.437	11/0	Lacquer	OTR	0.637	2.250	74.00	50 ft / bag
QG30140	7/32	0.217	4/0	Yellow Zinc	For QG Alloy LT	0.354	1.921	34.00	100 ft / bag
QG30160	9/32	0.281	6/0	Yellow Zinc	For QG2100 & QG4100 Series	0.490	1.812	59.00	100 ft / bag
*QG30270	5/16	0.312	7/0	Yellow Zinc	For QGS - Stud Chain	0.490	1.900	74.00	100 ft / bag
QG30272	5/16	0.315	7/0	Self Color	For QGS2900-4900 Stud Chain	0.490	1.968	75.00	100 ft / bag

Packaged: 100 Feet per bag, except QG30100 @ 50ft/bag Order unit: Foot

Square Rod Alloy Cross Chain (Case-hardened)



Stock #	Rod diameter (mm)	Finish	Type	Inside width (Inches)	Inside length (Inches)	Weight per bag (lbs.)	Factory packaging	
QG32155	5.5mm SQ	0.217	Yellow Zinc	5.5mm Alloy LT chains	0.350	1.020	23.70	50 ft / bag
QG32160	7mm SQ	0.275	Yellow Zinc	7mm Alloy LT & Truck	0.460	0.995	47.00	50 ft / bag
QG32170	8mm SQ	0.315	Yellow Zinc	8mm Truck	0.525	1.398	45.10	50 ft / bag

Packaged: 50 Feet per bag

Order unit: Foot

Twist Link Cross Chain (Case-hardened)



Stock #	Rod diameter (Inches)	Trade size	Finish	Type	Inside width (Inches)	Inside length (Inches)	Weight per bag (lbs.)	Factory packaging	
QG32050	15/64	0.234	4/0	Lacquer	Light truck	0.375	1.000	27.00	50 ft / bag
QG32060	9/32	0.281	6/0	Lacquer	Light truck, Truck	0.495	1.250	35.00	50 ft / bag
QG32070	5/16	0.312	7/0	Lacquer	Light truck, Truck	0.525	1.390	41.00	50 ft / bag
QG32090	3/8	0.375	9/0	Lacquer	Truck, Tractor	0.530	1.265	66.00	50 ft / bag
QG32100	7/16	0.437	11/0	Lacquer	Tractor, OTR	0.637	1.562	89.00	50 ft / bag

Packaged: 50 Feet per bag

Order unit: Foot

ACCESSORIES

Super Z® HD Tensioner Installation Lever

ZT1897

Weight: 0.90 Lbs. /ea.
Factory Package: 1 / sleeve
Order Unit: Each



Super Z® HD Truck Repair Plier

ZT1893

Weight: 7.00 Lbs. /ea.
Factory Package: 1 / box
Order Unit: Each



Passenger Link Chain Repair Plier

QG20089

Weight: 0.40 Lbs. /ea.
Packaging: 1 / bag with header
Factory Package: 10 / ctn
Order Unit: Each



Light Truck Link Chain Repair Plier

QG20094

Weight: 1.25 Lbs. /ea.
Packaging: 1 / box
Order Unit: Each



Truck Link Chain Repair Plier (33")

QG20093

Weight: 9.80 Lbs. /ea.
Factory Package: 1 / box
Order Unit: Each



Truck Chain Plier Replacement Jaws

QG20092

Application: Jaws for QG20093
Weight: 3.00 Lbs. /ea.
Factory Package: 1 / box
Order Unit: Each



30" Bolt/Chain Cutter

4103010


Capacity: 5/16" Proof Coil
Weight: 10.00 Lbs. /ea.
Packaging: 1 / box
Order Unit: Each



Alloy Radial Chain Repair Tool Kit

TC8993

Weight: 4.50 Lbs. /ea.
Factory Package: 1 kit / box
Order Unit: Each



Z® Gloves

Stock #	Description	Weight per ctn (Lbs)	Factory packaging
TPGLOVE	Z installation gloves with long sleeves	4.00	20 bags / ctn

Packaged: 1 pair per poly bag

Order unit: Pair



Iceman™ Ice scraper:

The Iceman™ Ice Scraper not only does a great job cleaning ice and snow off the windshield, but can also assist in installing tire chains. The cut-a-ways near the scraper end can be used to pull the chain around the tire during installation.

- Great promotional give-a-way item!
- Only 12" long, so it conveniently stores in door pockets for easy access.
- 4 color sleeve with punch hole for hanging from peg board.



ES2000

Weight: 0.15 Lbs./ ea.
Factory Package: 12 / carton
Order Unit: Each





Retail Displays

Beginning with a truly practical display tire, Peerless offers the necessary material to display Z® traction products effectively and attractively in a retail environment.



AD-Sign
(30" x 60" Outdoor Banner)



AD-ZSign
(30" x 60" Outdoor Banner)



- WS1001 - (Z6 Display chain 1/2pr SZ119)
- WS1002 - (SZ Display chain 1/2pr SZ319)
- WS1003 - (Display Tire) * Order Insert seperately
- WS1005 - (Display Tire Stand)
- * WS1006 - (SuperSox Insert for WS1003)
- WS1007 - (Shelf Mounted Tire Stand)
- * WS1008 - (Z Chain Insert for WS1003)
- * WS1009 - (Auto-Trac Insert for WS1003)
- WS1010 - (AT Display chain 1/2pr 0152505)

AD-Rack



ACCESSORIES

Chain Identifier



Passenger & Light Truck Link Chain Specifications



Stock #	Cross Chain				Side Chain	
	Inside length (Inches)	# of links in each cross chain	# of cross chains per 1/2 pair	Rod diameter (Inches)	# of side chain links	Overall chain length w/o fastener (Inches)
0341055	14.40	9	10	0.279	43	78.50
0341056	14.40	9	19	0.279	43	78.50
0341095	14.10	11	10	0.276	43	84.60
0341096	14.10	11	19	0.276	43	84.60
0342755	16.50	10	10	0.361	43	82.70
0342756	16.50	10	19	0.361	43	82.70
0342955	17.70	11	10	0.361	43	82.70
0342956	17.70	11	19	0.361	43	82.70
0342995	17.97	15	10	0.315	41	80.70
0342996	17.97	15	19	0.315	41	80.70
0343555	19.00	12	11	0.315	47	90.40
0343556	19.00	12	21	0.315	47	90.40
1199755	22.80	15	13	0.375	39	75.00
QG1114	10.38	7	10	0.177	43	53.80
QG1118	10.38	7	11	0.177	47	58.80
QG1122	10.38	7	12	0.177	51	63.80
QG1126	11.56	8	11	0.177	47	58.80
QG1130	11.56	8	12	0.177	51	63.80
QG1134	12.74	9	12	0.177	51	63.80
QG1138	12.74	9	13	0.177	55	68.80
QG1142	13.92	10	13	0.177	55	68.80
QG1840	12.03	9	12	0.207	51	66.10
QG1850	12.97	10	13	0.207	55	71.30
QG1854	12.97	10	12	0.207	51	66.10
QG2121	13.30	10	14	5.5 mm D	59 + 4 cams	82.00
QG2126	17.39	14	15	5.5 mm D	55 + 4 cams	87.60
QG2128	15.40	12	14	5.5 mm D	59 + 4 cams	82.00
QG2129	15.40	12	12	5.5 mm D	51 + 4 cams	70.09
QG2209	12.12	9	11	0.234	45	62.60
QG2211	12.12	9	13	0.234	53	73.70
QG2214	13.12	10	15	0.234	63	87.80
QG2214CAM	13.12	10	15	0.234	55 + 4 cams	87.80
QG2216	13.12	10	12	0.234	51	70.90
QG2216CAM	13.12	10	12	0.234	43 + 4 cams	70.90
QG2219	13.12	10	13	0.234	55	76.50
QG2219CAM	13.12	10	13	0.234	47 + 4 cams	76.50
QG2221	13.12	10	14	0.234	59	82.00
QG2221CAM	13.12	10	14	0.234	51 + 4 cams	82.00
QG2226	17.12	14	15	0.234	63	87.60
QG2226	17.12	14	15	0.234	55 + 4 cams	87.60
QG2228	15.12	12	14	0.234	59	82.00
QG2228CAM	15.12	12	14	0.234	51 + 4 cams	82.00
QG2229	15.12	12	12	0.234	51	70.90
QG2229CAM	15.12	12	12	0.234	43 + 4 cams	70.90
QG2435	14.62	8	9	0.312	40	70.70
QG2437	14.62	8	10	0.312	43	77.90
QG2809	12.12	9	11	0.234	45	62.60
QG2811	12.12	9	13	0.234	53	73.70
QG2814	13.12	10	15	0.234	63	87.80
QG2814CAM	13.12	10	15	0.234	55 + 4 cams	87.80
QG2816	13.12	10	12	0.234	51	70.90
QG2816CAM	13.12	10	12	0.234	43 + 4 cams	70.90
QG2819	13.12	10	13	0.234	55	76.50
QG2819CAM	13.12	10	13	0.234	47 + 4 cams	76.50
QG2821	13.12	10	14	0.234	59	82.00
QG2821CAM	13.12	10	14	0.234	51 + 4 cams	82.00
QG2826	17.12	14	15	0.234	63	87.60



Chain Identifier

Passenger & Light Truck Link Chain Specifications

Stock #	Cross Chain				Side Chain	
	Inside length (Inches)	# of links in each cross chain	# of cross chains per 1/2 pair	Rod diameter (Inches)	# of side chain links	Overall chain length w/o fastener (Inches)
QG2826CAM	17.12	14	15	0.234	55 + 4 cams	87.60
QG2828	15.12	12	14	0.234	59	82.00
QG2828CAM	15.12	12	14	0.234	51 + 4 cams	82.00
QG2829	15.12	12	12	0.234	51	70.90
QG2829CAM	15.12	12	12	0.234	-	70.90
QG3110	15.35	12	13	5.5 mm D	47 + 4 cams	76.50
QG3127	15.75	13	10	7.14 mm D	37 + 3 cams	77.90
QG3129	17.75	15	10	7.14 mm D	37 + 3 cams	77.90
QG3210	15.12	12	13	0.234	55	76.50
QG3210CAM	15.12	12	13	0.234	47 + 4 cams	76.50
QG3227	15.62	10	10	0.281	43	77.90
QG3227CAM	15.62	10	10	0.281	37 + 4 cams	77.90
QG3228	18.12	10	11	0.281	47	84.50
QG3229	18.12	12	10	0.281	43	77.90
QG3229CAM	18.12	12	10	0.281	37 + 4 cams	77.90
QG3231	18.12	12	11	0.281	47	84.50
QG3235	18.12	12	12	0.281	51	92.40
QG3237	23.26	16	9	0.281	39	69.40
QG4121	13.32	10	28	5.5 mm D	53 + 4 cams	82.00
QG4128	15.35	12	28	5.5 mm D	53 + 4 cams	82.00
QG4219	13.12	10	26	0.234	55	76.50
QG4219CAM	13.12	10	26	0.234	47 + 4 cams	76.50
QG4221	13.12	10	28	0.234	59	82.00
QG4221CAM	13.12	10	28	0.234	51 + 4 cams	82.00
QG4228CAM	15.12	12	28	0.234	51 + 4 cams	82.00
QG4229CAM	15.12	12	24	0.234	43 + 4 cams	70.90
QG4819	13.12	10	26	0.234	55	76.50
QG4821	13.12	10	28	0.234	59	82.00
QG4828	15.12	12	28	0.234	59	82.00
QG4829	15.12	12	24	0.234	51	70.90
QGV315	14.75	9	9	0.281	39	74.90
QGV315	14.75	9	9	0.281	31 + 4 cams	74.90
QGV320	14.75	9	10	0.281	42	87.70
QGV320	14.75	9	10	0.281	34 + 4 cams	80.70
QGV322	14.75	9	11	0.281	46	88.40
QGV322	14.75	9	11	0.281	38 + 4 cams	88.40

Truck & Tractor Link Chain Specifications



Stock #	Cross Chain				Side Chain	
	Inside length (Inches)	# of links in each cross chain	# of cross chains per 1/2 pair	Rod diameter (Inches)	# of side chain links	Overall chain length w/o fastener (Inches)
DB2141	16.53	9-5-11	7 nets	5.5mm D	70 + 4 cams	99.21
DB2143	18.03	11-5-11	7 nets	5.5mm D	66 + 4 cams	92.60
DB2145	16.53	9-5-11	7 nets	5.5mm D	78 + 4 cams	108.03
DB2147	18.03	11-5-11	7 nets	5.5mm D	74 + 4 cams	103.62
DB2149	16.53	9-5-11	7 nets	5.5mm D	80 + 4 cams	110.24
DB2151	18.03	11-5-11	7 nets	5.5mm D	78 + 4 cams	108.03
QG0103	13.90	11	8	5.5mm D	36	50.05
QG0107	13.90	11	10	5.5mm D	44	61.17
QG0111	13.90	11	11	5.5mm D	48	66.73
QG0117	13.90	11	13	5.5mm D	57	79.24
QG0125	15.93	13	9	5.5mm D	40	55.60

Truck & Tractor Link Chain Specifications

Stock #	Cross Chain				Side Chain	
	Inside length (Inches)	# of links in each cross chain	# of cross chains per 1/2 pair	Rod diameter (Inches)	# of side chain links	Overall chain length w/o fastener (Inches)
QG0129	15.93	13	11	5.5mm D	49	68.12
QG0137	15.93	13	14	5.5mm D	60	83.41
QG0822	17.36	11	11	0.375	46	88.37
QG0832	17.36	11	12	0.375	50	96.05
QG0834	21.14	14	10	0.375	42	80.68
QG0836	21.14	14	12	0.375	50	96.05
QG0838	21.14	14	14	0.375	58	111.42
QG0850	23.66	16	10	0.375	42	80.68
QG0852	21.14	14	13	0.375	55	105.65
QG0856	21.14	14	15	0.375	62	119.10
QG0858	23.66	16	14	0.375	59	116.50
QG0859	23.66	16	15	0.375	63	121.02
QG0862	21.14	14	18	0.375	76	146.00
QG0866	23.66	16	19	0.375	78	149.84
QG0869	23.66	16	16	0.375	67	128.71
QG0874	27.44	19	15	0.375	63	121.02
QG0876	27.44	19	16	0.375	68	130.63
QG0877	27.44	19	17	0.375	71	136.39
QG0879	27.44	19	18	0.375	76	146.00
QG0880	27.44	19	20	0.375	82	157.52
QG0882	31.29	17	12	0.437	51	110.72
QG0883	31.29	17	13	0.437	56	121.57
QG0885	31.29	17	15	0.437	63	136.77
QG0887	31.29	17	16	0.437	67	145.46
QG0889	31.29	17	17	0.437	71	154.14
QG0891	39.09	22	14	0.437	59	128.09
QG0893	39.09	22	16	0.437	66	143.30
QG2143	17.75	15	13	7mm D	48 + 4 cams	100.46
QG2145	16.27	13	14	7mm D	52 + 4 cams	107.71
QG2147	17.75	15	14	7mm D	52 + 4 cams	107.71
QG2149	16.27	13	15	7mm D	56 + 4 cams	114.96
QG2151	16.08	9	14	8 mm D	52 + 4 cams	109.50
QG2155	18.88	11	14	8 mm D	52 + 4 cams	109.50
QG2234CAM	15.62	10	12	0.281	42+ 4 cams	97.25
QG2235	16.87	11	15	0.281	63	114.00
QG2236HD	17.40	10	13	0.312	49 + 3 cams	107.60
QG2237	14.37	9	12	0.281	51	92.40
QG2239	14.37	9	13	0.281	53	96.00
QG2239CAM	14.37	9	13	0.281	45 + 4 cams	96.00
QG2241	14.37	9	14	0.281	57	103.30
QG2241CAM	14.37	9	14	0.281	49 + 4 cams	103.30
QG2243	15.62	10	14	0.281	60	108.60
QG2243CAM	15.62	10	14	0.281	51 + 4 cams	108.60
QG2244HD	15.99	9	13	0.312	49 + 3 cams	107.60
QG2245	14.37	9	15	0.281	61	110.50
QG2245CAM	14.37	9	15	0.281	53 + 4 cams	110.50
QG2247	16.87	11	14	0.281	60	108.60
QG2247CAM	16.87	11	14	0.281	52 + 4 cams	108.60
QG2249	15.62	10	15	0.281	63	114.20
QG2249CAM	15.62	10	15	0.281	55 + 4 cams	114.20
QG2250HD	15.99	9	14	0.312	53 + 3 cams	115.03
QG2251	15.99	9	14	0.312	59	113.40
QG2251CAM	15.99	9	14	0.312	51 + 4 cams	113.40
QG2255	17.40	10	14	0.312	59	113.40
QG2255CAM	17.40	10	14	0.312	51 + 4 cams	113.40
QG2257	17.40	10	16	0.312	67	128.71
QG2448	17.36	11	13	0.375	53	101.80
QG2452	17.36	11	14	0.375	57	109.50
QG2612	24.92	17	14	0.375	58	111.40
QG2615	24.92	17	16	0.375	65	124.90
QG2624	28.18	15	13	0.437	54	117.20
QG2627	28.18	15	15	0.437	62	134.61
QG2633	34.43	19	14	0.437	57	123.80
QG2636	34.43	19	15	0.437	62	134.70



Chain Identifier

Truck & Tractor Link Chain Specifications

Stock #	Cross Chain				Side Chain	
	Inside length (Inches)	# of links in each cross chain	# of cross chains per 1/2 pair	Rod diameter (Inches)	# of side chain links	Overall chain length w/o fastener (Inches)
QG2645	39.25	20	15	0.531	62	139.50
QG2648	39.25	20	16	0.531	66	148.50
QG2837	14.37	9	12	0.281	51	92.40
QG2839	14.37	9	13	0.281	53	96.00
QG2839CAM	14.37	9	13	0.281	45 + 4 cams	96.00
QG2841	14.37	9	14	0.281	57	103.30
QG2841CAM	14.37	9	14	0.281	49 + 4 cams	103.30
QG2843CAM	15.62	10	14	0.281	51 + 4 cams	108.60
QG2845	14.37	9	15	0.281	61	110.50
QG2845CAM	14.37	9	15	0.281	53 + 4 cams	110.50
QG2847CAM	16.87	11	14	0.281	52 + 4 cams	108.60
QG2849	15.62	10	15	0.281	63	114.20
QG2849CAM	15.62	10	15	0.281	55 + 4 cams	114.20
QG2851	15.99	9	14	0.312	59	113.40
QG2851CAM	15.99	9	14	0.312	51+ 4 cams	113.40
QG2853	15.99	9	16	0.312	67	128.78
QG2855	17.40	10	14	0.312	59	113.40
QG2855CAM	17.40	10	14	0.312	51 + 4 cams	113.40
QG2857	17.40	10	16	0.312	67	128.71
QGS2945	16.15	11	13	8 mm D	57	112.20
QGS2945C	16.15	11	13	8 mm D	49 + 4 cams	112.20
QGS2949	16.15	11	14	8 mm D	61	120.08
QGS2949C	16.15	11	14	8 mm D	53 + 4 cams	120.08
QGS2951	17.30	12	13	8 mm D	57	112.20
QGS2951C	17.30	12	13	8 mm D	49 + 4 cams	112.20
QGS2955	17.30	12	14	8 mm D	61	120.08
QGS2955C	17.30	12	14	8 mm D	53 + 4 cams	120.08
QG3235	18.12	12	12	0.281	51	92.30
QG3237	23.20	16	9	0.312	39	70.70
QG3255	21.57	13	14	0.312	59	106.80
QG3261	22.96	14	16	0.312	67	121.30
QG3269	24.35	15	13	0.312	57	99.70
QG3269CAM	24.35	15	13	0.312	49 + 4 cams	99.70
QG3271CAM	24.35	15	14	0.312	51 + 4 cams	106.92
QG3273	31.30	20	12	0.312	51	92.40
QG4143	17.75	15	26	7 mm D	48 + 4 cams	100.46
QG4145	16.27	13	28	7 mm D	52 + 4 cams	107.70
QG4147	17.75	15	28	7 mm D	52 + 4 cams	107.70
QG4149	16.27	13	30	7 mm D	56 + 4 cams	114.96
QG4235	16.87	11	30	0.281	63	114.00
QG4236HD	17.40	10	26	0.312	49 + 3 cams	107.20
QG4237	14.37	9	24	0.281	51	92.40
QG4239	14.37	9	26	0.281	53	96.00
QG4239CAM	14.37	9	26	0.281	45 + 4 cams	96.00
QG4241	14.37	9	28	0.281	57	103.30
QG4241CAM	14.37	9	28	0.281	49 + 4 cams	103.30
QG4243	15.62	10	28	0.281	59	106.90
QG4243CAM	15.62	10	28	0.281	51 + 4 cams	106.90
QG4244HD	15.99	9	26	0.312	49 + 3 cams	107.20
QG4245	14.37	9	30	0.281	63	114.20
QG4245CAM	14.37	9	30	0.281	55 + 4 cams	114.20
QG4247	16.87	11	28	0.281	59	106.80
QG4247CAM	16.87	11	28	0.281	52 + 4 cams	106.80
QG4249	15.62	10	30	0.281	63	114.20
QG4249CAM	15.62	10	30	0.281	55 + 4 cams	114.20
QG4250HD	15.99	9	28	0.312	53 + 3 cams	115.03
QG4251	16.01	9	28	0.312	59	113.40
QG4255	17.40	10	28	0.312	59	113.40
QG4448	17.36	11	26	0.375	53	101.80
QG4461	17.36	11	28	0.375	57	115.26
QG4837	14.37	9	24	0.281	51	92.40
QG4839	14.37	9	26	0.281	53	96.00
QG4839CAM	14.37	9	26	0.281	45 + 4 cams	96.00

Truck & Tractor Link Chain Specifications

Stock #	Cross Chain				Side Chain	
	Inside length (Inches)	# of links in each cross chain	# of cross chains per 1/2 pair	Rod diameter (Inches)	# of side chain links	Overall chain length w/o fastener (Inches)
QG4841	14.37	9	28	0.281	57	103.30
QG4843CAM	15.62	10	28	0.281	51 + 4 cams	106.90
QG4845	14.37	9	30	0.281	63	114.20
QG4845CAM	14.37	9	30	0.281	55 + 4 cams	114.20
QG4847CAM	16.87	11	28	0.281	52 + 4 cams	106.80
QG4849	15.62	10	30	0.281	63	114.20
QG4849CAM	15.62	10	30	0.281	55 + 4 cams	114.20
QG4851	16.01	9	28	0.312	59	113.40
QG4855	17.40	10	28	0.312	59	113.40
QGS4945	16.15	11	26	8 mm D	57	112.20
QGS4945C	16.15	11	26	8 mm D	49 + 4 cams	112.20
QGS4949	16.15	11	28	8 mm D	61	120.08
QGS4949C	16.15	11	28	8 mm D	53 + 4 cams	120.08
QGS4951	17.30	12	26	8 mm D	57	112.20
QGS4951C	17.30	12	26	8 mm D	49 + 4 cams	112.20
QGS4955	17.30	12	28	8 mm D	61	120.08
QGS4955C	17.30	12	28	8 mm D	53 + 4 cams	120.08
QG9338	22.31	11 H	6 H + 1 free	0.375	55	106.00
QG9342	22.31	11 H	7 H + 1 free	0.375	63	121.00
QG9346	22.31	11 H	8 H + 1 free	0.375	71	136.00
QG9348	22.31	11 H	9 H + 1 free	0.375	79	151.00
QG9373	27.40	14 H	6 H + 1 free	0.375	55	106.00
QG9374	27.40	14 H	7 H + 1 free	0.375	63	121.00
QG9376	27.40	14 H	8 H + 1 free	0.375	71	136.00
QG9377	27.40	14 H	8 H + 1 free	0.375	71	136.00
QG9379	27.40	14 H	9 H + 1 free	0.375	79	151.00
QG9387	30.86	16 H	6 H + 1 free	0.375	55	106.00
QG9389	30.86	16 H	7 H + 1 free	0.375	63	121.00
QG9391	30.86	16 H	8 H + 1 free	0.375	71	136.00
QG9392	30.86	16 H	8 H + 1 free	0.375	71	136.00
QG9394	30.86	16 H	9 H + 1 free	0.375	79	151.00
QG9396	30.86	16 H	10 H + 1 free	0.375	87	167.00
QG9397	30.86	16 H	10 H + 1 free	0.375	87	167.00
QG9398	30.86	16 H	11 H + 1 free	0.375	95	182.00
QG9399	30.86	16 H	13 H	0.375	101	216.00
QGV343HD	18.79	11	12	0.312	53	101.80
QGVC343HD	18.79	11	12	0.312	45 + 4 cams	101.80
QGV344HD	18.79	11	13	0.312	57	109.50
QGVC344HD	18.79	11	13	0.312	45 + 4 cams	109.50
QGV355	20.18	12	12	0.312	53	101.80
QGV356	20.18	12	13	0.312	57	109.50
QGV743HD	18.79	11	24	0.312	53	101.80
QGVC743HD	18.79	11	24	0.312	45 + 4 cams	101.80
QGV744HD	18.79	11	26	0.312	57	109.50
QGVC744HD	18.79	11	26	0.312	49 + 4 cams	109.50
QGV755	20.18	12	24	0.312	53	101.80
QGV756	20.18	12	26	0.312	57	109.50



Packaging

Packaging Specs for Traction Products:

PREFIX	Applicable Stock Number	Package	Package Stock #	Individual Package			Master Package		
				Length (Inches)	Width (Inches)	Height (Inches)	Length (Inches)	Width (Inches)	Height (Inches)
DB	2141, 2143, 2145, 2147, 2149, 2151	Cotton Bag	DBBAG-L2	16.00	15.00	4.50	-	-	-
QG	1114, 1118, 1122, 1126, 1130, 1134, 1138, 1142	Plastic box	QGSMPB-B	9.00	8.50	3.25	15.50	9.50	9.00
QG	1840, 1850, 1854	Plastic box	QLGLPB-B	13.75	10.50	3.50	13.50	13.50	11.00
QG	20070-10	Poly bag	-	6.25	9.50	0.75	13.50	7.75	4.75
QG	20074-10	Poly bag	-	6.25	11.50	1.00	13.50	7.75	4.75
QG	2209, 2211, 2214, 2216, 2219, 2221, 2228, 2229	Plastic box	QLGLPB-B	13.75	10.50	3.50	13.50	13.50	11.00
QG	0103, 0107, 0111, 0117, 0125	Cotton Bag	QGBAG-S	10.00	8.50	2.50	-	-	-
QG	0129, 0137, 2214CAM, 2216CAM, 2219CAM, 2221CAM, 2228CAM, 2229CAM, 2809, 2811, 2814, 2816, 2819, 2821, 2828, 2829, 3210, 3210CAM, 3810	Cotton Bag	QGBAG-M	12.00	8.50	4.00	-	-	-
QG	0832, 0834, 0850, 2226, 2234CAM, 2237, 2239, 2239CAM, 2435, 2437, 2837, 2839, 2839CAM, 3227, 3227CAM, 3229, 3229CAM, 3235, 3237, 3827, 3829, 4219, 4219CAM, 4221, 4221CAM, 4228CAM, 4229CAM, 4235, 4236HD, 4237, 4239, 4239CAM, 4541, 4241CAM, 4243, 4243CAM, 4245, 4245CAM, 4247, 4247CAM, 4249, 4249CAM, 4819, 4821, 4828, 4829, 4837, 4839, 4841, V315, V320	Cotton Bag	QGBAG-L1	14.00	12.00	5.50	-	-	-
QG	0822, 0836, 0838, 0852, 0856, 0859, 0862, 0866, 0869, 2143, 2145, 2147, 2149, 2235, 2236HD, 2241, 2241CAM, 2243, 2243CAM, 2244HD, 2245, 2245CAM, 2247, 2247CAM, 2249, 2249CAM, 2250HD, 2251, 2251CAM, 2255, 2255CAM, 2612, 2615, 2841, 2841CAM, 2843CAM, 2845, 2845CAM, 2847CAM, 2849, 2849CAM, 2851	Cotton Bag	QGBAG-L2	16.00	15.00	4.50	-	-	-
QG	2851CAM, 2855, 2855CAM, 2857, 4143, 4145, 4147, 4149, 4244HD, 4250HD, 4251, 4255, 4448, 4843CAM, 4845, 4845CAM, 4847CAM, 4849, 4849CAM, 4851, 4855, 9338, V343HD, V344HD, V355, V356, V746HD, V744HD, V755, V756, VC343HD, VC344HD, VC743HD, VC744HD	Cotton Bag	QGBAG-L2	16.00	15.00	4.50	-	-	-
QG	0876, 0877, 0879, 0880, 0882, 0883, 2257, 2448, 2452, 2624, 2853, 3255, 3261, 3269, 3269CAM, 3271CAM, 3273, 4461, 9342, 9346, 9348, 9373, 9374, 9376, 9377, 9379, 9387, 9389, 9391	Cotton Bag	QGBAG-EXL1	20.00	16.00	6.50	-	-	-

Packaging Specs for Traction Products:

PREFIX	Applicable Stock Number	Package	Package Stock #	Individual Package			Master Package		
				Length (Inches)	Width (Inches)	Height (Inches)	Length (Inches)	Width (Inches)	Height (Inches)
QG	0885, 0887, 0889, 0891, 0893, 2627, 2633, 2636, 2645, 2648, 9392, 9394, 9396, 9397, 9398, 9399	Cotton Bag	QGBAG-EXL2	24.00	18.00	7.50	-	-	-
S	14, 22, 26, 30, 34, 38, 42, 46, 50, 54, 58, 62, 66, 70	Nylon bag	SXbag	11.00	9.00	3.50	12.00	10.00	4.00
S	110, 120, 140, 200, 220, 240	Nylon bag	SXHDbag	15.00	11.00	5.00	16.00	12.00	5.50
SC	1014, 1018, 1022, 1026, 1030, 1032, 1034, 1036, 1038, 1040, 1042	Plastic box	CHPB	13.75	8.00	4.75	17.00	14.25	14.25
SZ	311, 315, 319, 323, 327, 329, 331, 335, 339, 343	Plastic box	SZPB	13.75	8.00	4.75	14.09	12.20	13.98
SZ	115, 119, 123, 127, 129, 131, 133, 135, 137, 139, 143	Nylon bag	SZ6BAG-S	17.00	5.75	5.25	17.00	11.50	10.75
SZ	429, 435, 441, 447, 451	Nylon bag	SZ6BAG-L	18.75	5.75	5.50	19.00	11.75	11.00
SZ	462, 468, 474, 480, 486, 492, 497	Nylon bag	SZ8BAG-M	22.50	6.33	6.75	23.25	13.00	8.25
TA	All Alloy Radial Truck cable chains	Cardboard box	TP162	19.00	8.25	8.50	19.25	17.00	17.25
TC	2111MM, 2212MM, 2512MM	Cardboard box	TP150	19.50	8.50	8.25	19.25	17.00	17.25
Z	539, 547, 555, 563, 571, 575, 579, 583	Nylon bag	ZBAG	12.00	3.50	12.00	14.17	13.39	12.60
ZT	729, 735, 741, 747, 751	Plastic box	ZTPB	17.00	8.00	8.00	16.14	8.00	18.00
ZT	800 series	Cardboard box	TP178	18.00	10.00	8.50	18.25	10.50	18.00
ZT	900 series	Cardboard box	TP180	18.00	10.00	8.50	18.25	10.50	18.00

Part Numbers

Product Part Numbers:

STOCK #	Page #	STOCK #	Page #	STOCK #	Page #	STOCK #	Page #	STOCK #	Page #
0152005	25	0261520	60	0341096	66	0622510	76	0675010	76
0152505	25	0262420	60	0341098	66	0623410	76	0675310	76
0153005	25	0262720	60	0342755	66	0625110	76	0675610	76
0153505	25	0263320	60	0342756	66	0625310	76	0681910	77
0154005	25	0263620	60	0342955	66	0625410	76	0682110	77
0154505	25	0264220	60	0342956	66	0625610	76	0682210	77
0154705	25	0264520	60	0342995	66	0625910	76	0682410	77
0155005	25	0264820	60	0342996	66	0626010	76	0682510	77
0155305	25	0265120	60	0343555	66	0626310	76	0682610	77
0155505	25	0265420	60	0343556	66	0626510	76	0683410	77
0231705	33	0265720	60	0441220	38	0626610	76	0683810	77
0231805	33	0266020	60	0443520	45	0626710	76	0684610	77
0231905	33	0266320	60	0443720	45	0642610	76	0685310	77
0232105	33	0266620	60	0444820	45	0643410	76	0686010	77
0232405	33	0267220	60	0446120	45	0643610	76	0686310	77
0232605	33	0267520	60	0621810	76	0643810	76	0686610	77
0232805	33	0341055	66	0621910	76	0644610	76	0721310	76
0261220	60	0341056	66	0622110	76	0664010	76	0721410	76
		0341095	66	0622410	76	0665010	76	0721510	76



Part Numbers

Product Part Numbers:

STOCK #	Page #	STOCK #	Page #	STOCK #	Page #	STOCK #	Page #	STOCK #	Page #
0721610	76	1064656	69	1089110	63	8030235	82	QG0887	62
0742010	76	1064755	69	1089410	63	8030335	82	QG0889	62
0742210	76	1064756	69	1089510	63	8030435	82	QG0891	62
0742610	76	1065056	68	1089610	63	8034435	82	QG0893	62
0960810	77	1065156	68	1089710	63	AD-RACK	85	QG1114	26
0961010	77	1065256	68	1089810	63	AD-SIGN	85	QG1118	26
0970810	77	1065356	68	1089910	63	AD-ZSIGN	85	QG1122	26
0971010	77	1065556	68	1191055	67	AD-ZWINDOW	85	QG1126	26
0971210	77	1070010	65	1192055	67	DB2141	43	QG1130	26
0971218	77	1070110	65	1193055	67	DB2143	43	QG1134	26
0971410	77	1070210	65	1195055	67	DB2145	43	QG1138	26
0971418	77	1070310	65	1196055	67	DB2147	43	QG1142	26
0972610	77	1070710	65	1197055	67	DB2149	43	QG1840	26
0972618	77	1070810	65	1198055	67	DB2151	43	QG1850	26
0981110	76	1070910	65	1199055	67	DB6051	75	QG1854	26
0981210	76	1071010	65	1199555	67	DB6053	75	QG20007	79
0981410	76	1071210	65	1804410	63	DB9970	80	QG20009	79
0981610	76	1072010	65	1971010	64	E2612-4	58	QG20022	81
0981710	76	1072210	65	1971210	64	E26155-2	58	QG20023	81
0981910	76	1073010	65	1971410	64	E26155-4	58	QG20025	79
0982110	76	1073410	65	1972610	64	E26245-2	58	QG20027	82
0982210	76	1074410	65	1981210	62	E26245-4	58	QG20028	82
0985510	76	1074810	65	1981610	62	E26275-2	58	QG20029	82
1060156	68	1077010	65	1981910	62	E26275-4	58	QG20030	79
1060256	68	1077410	65	1982110	62	E26335-2	58	QG20032	79
1060356	68	1077610	65	2004610	82	E26335-4	58	QG20039	80
1060456	68	1077810	65	2005010	82	EC1943	53	QG20046	82
1060856	68	1078410	65	2005110	82	EC1945	53	QG20048	79
1061056	68	1078610	65	2005310	82	EC1947	53	QG20050	82
1061256	68	1078710	65	2005410	82	EC1949	53	QG20051	82
1061556	68	1078810	65	2005510	82	ES2000	84	QG20051-10	82
1061756	68	1078910	65	2005710	82	ES9901	78	QG20053	82
1061856	68	1079010	65	2006420	81	ES9902	78	QG20053-10	82
1062055	68	1079110	65	2008020	82	ES9903	78	QG20054	82
1062056	68	1079310	65	2008220	82	ES9990	78	QG20054-10	82
1062155	68	1079410	65	2008420	82	QG0103	67	QG20055	82
1062156	68	1079510	65	2008520	82	QG0107	67	QG20056	82
1062255	68	1079610	65	2009320	81	QG0111	67	QG20057	82
1062256	68	1079710	65	2034030	81	QG0117	67	QG20058	82
1062655	68	1079810	65	3000110	77	QG0125	67	QG20059	82
1062656	68	1079910	65	3001010	77	QG0129	67	QG20060	81
1062755	68	1081010	63	3002010	77	QG0137	67	QG20061	81
1062756	68	1082010	63	3004010	77	QG0822	62	QG20062	81
1062856	68	1082210	63	3006010	77	QG0832	62	QG20062XL	81
1062955	68	1083010	63	3007010	77	QG0834	62	QG20063	81
1062956	68	1083210	63	3007110	77	QG0836	62	QG20064	81
1063055	68	1083510	63	3007190	77	QG0838	62	QG20065	81
1063056	68	1084610	63	3009010	77	QG0850	62	QG20066	81
1063155	68	1084910	63	3009090	77	QG0852	62	QG20068	81
1063156	68	1085140	63	3009510	77	QG0856	62	QG20069	79
1063455	68	1087110	63	3011112	83	QG0859	62	QG20070-10	79
1063456	68	1087710	63	3013012	83	QG0862	62	QG20071	79
1063855	68	1087910	63	3014012	83	QG0866	62	QG20072	79
1063856	68	1088010	63	3016112	83	QG0869	62	QG20073	79
1063956	68	1088210	63	3017012	83	QG0874	62	QG20074-10	79
1064155	69	1088310	63	3017112	83	QG0876	62	QG20075	80
1064156	69	1088410	63	3019012	83	QG0877	62	QG20078	80
1064355	69	1088510	63	3019112	83	QG0879	62	QG20079P	80
1064356	69	1088610	63	3019312	83	QG0880	62	QG20080	82
1064555	69	1088710	63	3019712	83	QG0882	62	QG20081	82
1064556	69	1088810	63	4103010	84	QG0883	62	QG20082	80
1064655	69	1088910	63	8030135	82	QG0885	62	QG20083	80

Part Numbers



Product Part Numbers:

STOCK #	Page #	STOCK #	Page #	STOCK #	Page #	STOCK #	Page #	STOCK #	Page #
QG20084	82	QG2251	44	QG30140	83	QG4245CAM	44	QG6260	74
QG20085	82	QG2251CAM	44	QG30160	83	QG4247	44	QG6260-10	74
QG20086	82	QG2255	44	QG30270	83	QG4247CAM	44	QG6263	74
QG20087	82	QG2255CAM	44	QG30272	83	QG4249	44	QG6263-10	74
QG20088	80	QG2257	44	QG3103	54	QG4249CAM	44	QG6265	74
QG20089	84	QG2435	38	QG3110	35, 39	QG4250HD	45	QG6266	74
QG20092	84	QG2437	38	QG3127	35, 39	QG4251	44	QG6426	74
QG20093	84	QG2439	38	QG3129	35, 39	QG4255	44	QG6435	74
QG20094	84	QG2448	45	QG3135	39	QG4448	45	QG6436	74
QG20095	80	QG2452	45	QG3136	39	QG4461	45	QG6438	74
QG20098	82	QG2612	60	QG3202	54	QG4814	36	QG6445	74
QG20099	82	QG2615	60	QG3205	54	QG4816	36	QG6630R	74
QG20100	82	QG2624	60	QG32050	83	QG4819	36	QG6640	74
QG20151	82	QG2627	60	QG32060	83	QG4819CAM	36	QG6650	74
QG20154	82	QG2633	60	QG32070	83	QG4821	36	QG6660	74
QG20186	82	QG2636	60	QG32090	83	QG4821CAM	36	QG6819	75
QG20254	82	QG2645	60	QG3210	38	QG4826	36	QG6821	75
QG20283	80	QG2648	60	QG32100	83	QG4828	36	QG6821-10	75
QG20287	82	QG2809	36	QG3210CAM	38	QG4828CAM	36	QG6822	75
QG2121	35	QG2811	36	QG32155	83	QG4829	36	QG6822-10	75
QG2126	35	QG2814	36	QG32160	83	QG4829CAM	36	QG6825	75
QG2128	35	QG2814CAM	36	QG32170	83	QG4837	49	QG6825-10	75
QG2129	35	QG2816	36	QG3227	38	QG4839	49	QG6826	75
QG2143	46	QG2816CAM	36	QG3227CAM	38	QG4839CAM	49	QG6853	75
QG2145	46	QG2819	36	QG3228	38	QG4841	49	QG6853-10	75
QG2147	46	QG2819CAM	36	QG3229	38	QG4843CAM	49	QG6859	75
QG2149	46	QG2821	36	QG3229CAM	38	QG4845	49	QG6860	75
QG2151	46	QG2821CAM	36	QG3231	38	QG4845CAM	49	QG6860-10	75
QG2155	46	QG2826	36	QG3235	38	QG4847CAM	49	QG6863	75
QG2209	34	QG2826CAM	36	QG3237	38	QG4849	49	QG6866	75
QG2211	34	QG2828	36	QG3255	44	QG4849CAM	49	QG7213	74
QG2214	34	QG2828CAM	36	QG3261	44	QG4851	49	QG7214	74
QG2214CAM	34	QG2829	36	QG3269	44	QG4855	49	QG7215	74
QG2216	34	QG2829CAM	36	QG3269CAM	44	QG5414	74	QG7216	74
QG2216CAM	34	QG2837	49	QG3271CAM	44	QG5419	74	QG7420	74
QG2219	34	QG2839	49	QG3312	54	QG5420	74	QG7426	74
QG2219CAM	34	QG2839CAM	49	QG3810	39	QG5422	74	QG8330	75
QG2221	34	QG2841	49	QG3827	39	QG5820	75	QG8350	75
QG2221CAM	34	QG2841CAM	49	QG3829	39	QG5822	75	QG8360	75
QG2226	34	QG2843CAM	49	QG4121	35	QG6046	74	QG9338	64
QG2226CAM	34	QG2845	49	QG4128	35	QG6048	74	QG9342	64
QG2228	34	QG2845CAM	49	QG4143	46	QG6121	74	QG9346	64
QG2228CAM	34	QG2847CAM	49	QG4145	46	QG6125	74	QG9348	64
QG2229	34	QG2849	49	QG4147	46	QG6153	74	QG9373	64
QG2229CAM	34	QG2849CAM	49	QG4149	46	QG6155	74	QG9374	64
QG2235	44	QG2851	49	QG4219	34	QG6160	74	QG9376	64
QG2236HD	45	QG2851CAM	49	QG4219CAM	34	QG6163	74	QG9377	64
QG2237	44	QG2853	49	QG4221	34	QG6219	74	QG9379	64
QG2239	44	QG2855	49	QG4221CAM	34	QG6221	74	QG9387	64
QG2239CAM	44	QG2855CAM	49	QG4228CAM	34	QG6221-10	74	QG9389	64
QG2241	44	QG2857	49	QG4229CAM	34	QG6222	74	QG9391	64
QG2241CAM	44	QG2901	54	QG4235	44	QG6225	74	QG9392	64
QG2243	44	QG2902	54	QG4236HD	45	QG6225-10	74	QG9394	64
QG2243CAM	44	QG2903	54	QG4237	44	QG6226	74	QG9396	64
QG2244HD	45	QG30005	83	QG4239	44	QG6227	74	QG9397	64
QG2245	44	QG30020	83	QG4239CAM	44	QG6229	74	QG9398	64
QG2245CAM	44	QG30040	83	QG4241	44	QG6251	74	QG9399	64
QG2247	44	QG30060	83	QG4241CAM	44	QG6251-10	74	QG9562	74
QG2247CAM	44	QG30065	83	QG4243	44	QG6253	74	QG9567	74
QG2249	44	QG30070	83	QG4243CAM	44	QG6255	74	QGC2951C	48
QG2249CAM	44	QG30090	83	QG4244HD	45	QG6256	74	QGS2945	48
QG2250HD	45	QG30100	83	QG4245	44	QG6259	74	QGS2945C	48

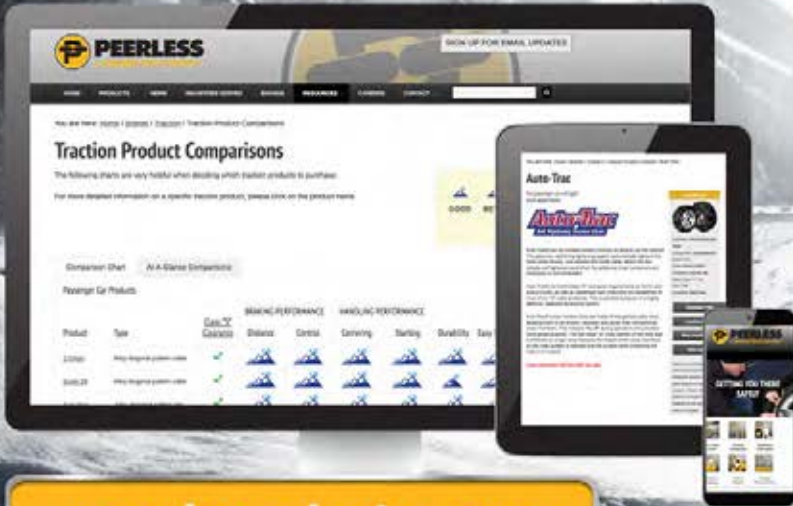


Product Part Numbers:

STOCK #	Page #	STOCK #	Page #	STOCK #	Page #	STOCK #	Page #	STOCK #	Page #
QGS2949	48	QGXP715X	59	SZ1340	72	TC8611	73	ZT1878	79
QGS2949C	48	QGXP720X	59	SZ1342	72	TC8615	73	ZT1882	79
QGS2951	48	QGXP720XD	59	SZ1344	72	TC8619	73	ZT1893	84
QGS2955	48	QGXP724	59	SZ135	21	TC8623	73	ZT1897	84
QGS2955C	48	QGXP724X	59	SZ137	21	TC8627	73	ZT729	32
QGS4945	48	QGXP724XD	59	SZ139	21	TC8637	73	ZT735	32
QGS4945C	48	QGXP733X	59	SZ143	21	TC8639	73	ZT741	32
QGS4949	48	QGXP733XD	59	SZ315	22	TC8754	73	ZT747	32
QGS4949C	48	QGXP745X	59	SZ319	22	TC8758	73	ZT751	32
QGS4951	48	QGXP745XD	59	SZ323	22	TC8762	73	ZT8259	72
QGS4951C	48	QGX9908	78	SZ327	22	TC8766	73	ZT8261	72
QGS4955	48	QGX9910	78	SZ329	22	TC8770	73	ZT8263	72
QGS4955C	48	QGX9912	78	SZ331	22	TC8993	84	ZT8265	72
QGS6966	75	S10	27	SZ335	22	TM1CB	55	ZT8267	72
QGS6968	75	S100	42	SZ339	22	TM1CP	55	ZT8269	72
QGV315	37	S120	42	SZ343	22	TM1KM	55	ZT8275	72
QGV320	37	S14	27	SZ429	21	TM1PCB	55	ZT8277	72
QGV322	37	S140	42	SZ435	21	TPGLOVE	84	ZT8283	72
QGV343HD	49	S18	27	SZ441	21	WS1001	85	ZT835	50
QGV344HD	49	S200	42	SZ447	21	WS1002	85	ZT837	50
QGV355	49	S22	27	SZ451	21	WS1003	85	ZT841	50
QGV356	49	S220	42	SZ462	31	WS1005	85	ZT853	50
QGV5315	75	S240	42	SZ468	31	WS1007	85	ZT859	50
QGV5340HD	75	S26	27	SZ474	31	WS1008	85	ZT865	50
QGV5355	75	S30	27	SZ480	31	WS1009	85	ZT869	50
QGV743HD	49	S34	27	SZ486	31	Z-539	20, 30	ZT877	50
QGV744HD	49	S38	27	SZ492	31	Z-547	20, 30	ZT881	50
QGV755	49	S42	27	SZ497	31	Z-555	20, 30	ZT887	50
QGV756	49	S46	27	TA1939	52	Z-563	20, 30	ZT891	50
QGVC315	37	S50	27	TA1941	52	Z-571	20, 30	ZT892	50
QGVC320	37	S54	27	TA1943	52	Z-575	20, 30	ZT896	50
QGVC322	37	S58	27	TA1945	52	Z-579	20, 30	ZT897	50
QGVC343HD	49	S62	27	TA1947	52	Z-583	20, 30	ZT898	50
QGVC344HD	49	S66	27	TA1949	52	Z-9380	73	ZT899	50
QGVC743HD	49	S70	27	TA1951	52	Z-9384	73	ZT948	51
QGVC744HD	49	SC1014	23	TA2069	52	Z-9388	73	ZT956	51
QGX5008	78	SC1018	23	TA2071	52	Z-9390	73	ZT962	51
QGX5010	78	SC1022	23	TA3939	53	Z-9394	73	ZT970	51
QGX5012	78	SC1026	23	TA3941	53	Z-9398	73	ZT982	51
QGX715	59	SC1030	23	TA3943	53	ZT-118	61	ZT990	51
QGX715X	59	SC1032	23	TA3945	53	ZT-132	61	ZT9932	73
QGX720X	59	SC1034	23	TA3947	53	ZT-141	61	ZT9933	73
QGX720XD	59	SC1036	23	TA3949	53	ZT-143	61	ZT9934	73
QGX724	59	SC1038	23	TA8069	79	ZT-145	61	ZT9935	73
QGX724X	59	SC1040	23	TA8085	80	ZT1532	72	ZT9936	73
QGX724XD	59	SC1042	23	TA8094	81	ZT1541	72	ZT9970	80
QGX733X	59	SZ115	21	TC1CT	55	ZT1543	72		
QGX733XD	59	SZ1172	79	TC2111MM	32	ZT1545	72		
QGX745X	59	SZ1174	79	TC2212MM	32	ZT1742	72		
QGX745XD	59	SZ1176	79	TC2512MM	32	ZT1744	72		
QGX815	58	SZ1180	79	TC72143	47	ZT1746	72		
QGX833	58	SZ119	21	TC72145	47	ZT1802	81		
QGX9008	78	SZ1196	80	TC72147	47	ZT1803	81		
QGX9010	78	SZ1198	80	TC72149	47	ZT1807B	80		
QGX9012	78	SZ123	21	TC74143	47	ZT1807K	80		
QGX9708	78	SZ127	21	TC74145	47	ZT1807R	80		
QGX9710	78	SZ129	21	TC74147	47	ZT1807Y	80		
QGX9712	78	SZ131	21	TC74149	47	ZT1869	79		
QGX9908	78	SZ133	21	TC82145NC	47	ZT1870	79		
QGX9910	78	SZ1334	72	TC82149NC	47	ZT1874	79		
QGX9912	78	SZ1336	72	TC82151	47	ZT1875	79		
QGXP715	59	SZ1338	72	TC82155	47	ZT1876	79		



PEERLESS
A KITO GROUP COMPANY



Tire Chain Finder

Use the fields below to search for a tire size and filter results.
IMPORTANT: Tire chains should be fitted to the tires before actual use is required.

Tire Size: Application: Peerless Part #:

Product for your vehicle, click on one of the boxes above to enter your Tire category or enter a Peerless Part #.

[CLICK YOUR OWNER'S MANUAL FOR CLEARANCE RESTRICTIONS!](#)


How to read your tire size:



The tire width is 225mm wide, the Aspect ratio is 75% and the tire is mounted on a wheel that is 16 inches in Diameter.
Tire Width is the measurement from one sidewall to the other.
Aspect Ratio is the height of the sidewall from the edge of the lower rim to the top edge of the sidewall. (In the above example, the tire's height is 75% of its width of 225mm.)
Wheel Diameter is simply the measurement of the wheel from side to side.
The letter "R" means the tire was designed to be fitted on a radial tire.

peerlesschain.com

USE THE
Online Tire Chain Finder
to select the right traction product for your vehicle



NOW AVAILABLE AS AN APP!



Peerless Industrial Group • 1416 East Sanborn Street • P.O. Box 5349 • Winona, MN • 55987-5349 • www.peerlesschain.com
Specifications are subject to change without notice. ©2021 Peerless Industrial Group

27.76 • Printed in the U.S.A. • ©2021 Peerless Industrial Group • All rights reserved
No part of this publication may be reproduced in any form or by any means without prior written permission.

A Kito Group Company
KITO